

HENKEL AG & CO.KGAA VORZUGS. FUTURE (HENG) - EUX/C12

2024/05/06 18:29:46

Price
82.2696 EUR

Difference  0.16% (0.13)

General attributes

Symbol	HENGC12
Exchange	Eurex
Currency	EUR
Security type	Future
Underlying	HENKEL AG & CO KGAA VZ
Maturity	05-2025
Contract size	100

Market data

Bid (Bid size)	- EUR (-)
Ask (Ask size)	- EUR (-)
Open	82.2696 EUR
High	82.2696 EUR
Low	82.2696 EUR
Close (prev. day)	82.1416 EUR
Underlying	HENKEL AG & CO KGAA VZ
Underlying price (date)	82.54 (24/06/03)
Settlement price (date)	83.91 (24/06/03)
Open Interest	0

Performance and Risk

	6m	1y	3y
Perf (%)	+19.44%	+7.69%	-
Perf (abs.)	+13.39	+5.88	-
Beta	-	-	-
Volatility	18.31	16.10	-

Futures and Options

Related Futures	-
Related Options	-













Information about previous performance does not guarantee future performance.
Source: FactSet

Price data

Ø price 5 days Ø volume 5 days (pcs.)	78.8830 EUR (0)
Ø price 30 days Ø volume 30 days (pcs.)	74.9715 EUR (0)
Ø price 100 days Ø volume 100 days (pcs.)	73.6636 EUR (0)
Ø price 250 days Ø volume 250 days (pcs.)	72.8652 EUR (0)
YTD High date	82.2696 EUR (2024/05/06)
YTD Low date	69.8891 EUR (2024/02/28)
52 Weeks High date	82.2696 EUR (2024/05/06)
52 Weeks Low date	67.5581 EUR (2023/09/27)

Recent Research

Date	on underlying	on sector	on market	Headline	Download
2022/05/04				Global Equity Ratings	
2022/05/04				Aktienempfehlungen Global	
2022/04/27				Global Equity Ratings	
2022/04/27				Aktienempfehlungen Global	
2022/04/14				Global Equity Ratings	

5y