

# HENKEL AG & CO.KGAA VORZUGS. FUTURE (HENG) - EUX/C12

2024/05/02 18:23:38

Price  
**76.6374** EUR

Difference  -0.64% (-0.49)

### General attributes

|               |                        |
|---------------|------------------------|
| Symbol        | HENG12                 |
| Exchange      | Eurex                  |
| Currency      | EUR                    |
| Security type | Future                 |
| Underlying    | HENKEL AG & CO KGAA VZ |
| Maturity      | 04-2025                |
| Contract size | 100                    |

### Market data

|                         |                        |
|-------------------------|------------------------|
| Bid (Bid size)          | - EUR (-)              |
| Ask (Ask size)          | - EUR (-)              |
| Open                    | 76.6374 EUR            |
| High                    | 76.6374 EUR            |
| Low                     | 76.6374 EUR            |
| Close (prev. day)       | 77.1293 EUR            |
| Underlying              | HENKEL AG & CO KGAA VZ |
| Underlying price (date) | 74.00 (24/05/02)       |
| Settlement price (date) | 76.64 (24/05/02)       |
| Open Interest           | 0                      |

### Performance and Risk

|             | 6m      | 1y     | 3y |
|-------------|---------|--------|----|
| Perf (%)    | +11.84% | +1.51% | -  |
| Perf (abs.) | +8.16   | +1.15  | -  |
| Beta        | -       | -      | -  |
| Volatility  | 15.37   | 14.68  | -  |

### Futures and Options

|                 |   |
|-----------------|---|
| Related Futures | - |
| Related Options | - |

5y













Information about previous performance does not guarantee future performance.  
Source: FactSet

### Price data

|   |                          |
|---|--------------------------|
| Ø price 5 days   Ø volume 5 days (pcs.)     | 75.9331 EUR (0)          |
| Ø price 30 days   Ø volume 30 days (pcs.)   | 74.3286 EUR (0)          |
| Ø price 100 days   Ø volume 100 days (pcs.) | 73.4692 EUR (0)          |
| Ø price 250 days   Ø volume 250 days (pcs.) | 72.8311 EUR (0)          |
| YTD High   date                             | 77.1293 EUR (2024/04/30) |
| YTD Low   date                              | 69.8891 EUR (2024/02/28) |
| 52 Weeks High   date                        | 81.1726 EUR (2023/05/19) |
| 52 Weeks Low   date                         | 67.5581 EUR (2023/09/27) |

### Recent Research

| on underlying | on sector   | on market                 |   |
|---------------|---|---------------------------|---|
| Date          |   | Headline                  | Download  |
| 2022/05/04    |  | Global Equity Ratings     |  |
| 2022/05/04    |  | Aktienempfehlungen Global |  |
| 2022/04/27    |  | Global Equity Ratings     |  |
| 2022/04/27    |  | Aktienempfehlungen Global |  |
| 2022/04/14    |  | Global Equity Ratings     |  |