

HOME DEPOT INC., THE FUTURE (HDF) - EUX/C13

2024/04/19 18:41:58

Price
346.358 USD

Difference  **-0.79% (-2.76)**

General attributes

Symbol	HDFFC13
Exchange	Eurex
Currency	USD
Security type	Future
Underlying	HOME DEPOT INC., THE
Maturity	12-2025
Contract size	100

Market data

Bid (Bid size)	- USD (-)
Ask (Ask size)	- USD (-)
Open	346.358 USD
High	346.358 USD
Low	346.358 USD
Close (prev. day)	349.1179 USD
Underlying	HOME DEPOT INC., THE
Underlying price (date)	333.52 (24/04/19)
Settlement price (date)	355.99 (24/04/19)
Open Interest	0

Performance and Risk

	6m	1y	3y
Perf (%)	+16.39%	+14.48%	-
Perf (abs.)	+49.17	+44.15	-
Beta	-	-	-
Volatility	25.04	22.20	-

Futures and Options

Related Futures	-
Related Options	-

5y












Information about previous performance does not guarantee future performance.
Source: FactSet

Price data

Ø price 5 days Ø volume 5 days (pcs.)	351.173 USD (0)
Ø price 30 days Ø volume 30 days (pcs.)	382.348 USD (0)
Ø price 100 days Ø volume 100 days (pcs.)	368.340 USD (0)
Ø price 250 days Ø volume 250 days (pcs.)	337.287 USD (0)
YTD High date	411.893 USD (2024/03/21)
YTD Low date	345.896 USD (2024/04/17)
52 Weeks High date	411.893 USD (2024/03/21)
52 Weeks Low date	287.478 USD (2023/10/30)

Recent Research

on underlying	on sector	on market	
Date		Headline	Download
2024/04/03		Global Equity Ratings	
2024/04/03		Aktienempfehlungen Global	
2024/03/13		Global Equity Ratings	
2024/03/13		Aktienempfehlungen Global	
2024/02/22		Aktienempfehlungen Global	