


INFINEON TECHNOLOGIES AG FUTURE (IFXG) - EUX/C10

2024/08/16 19:01:31

Price
32.1138 EUR

Difference  **-0.37% (-0.12)**

General attributes

| | |
|---------------|--------------------------|
| Symbol | IFXGC10 |
| Exchange | Eurex |
| Currency | EUR |
| Security type | Future |
| Underlying | INFINEON TECHNOLOGIES AG |
| Maturity | 06-2025 |
| Contract size | 100 |

Market data

| | |
|-------------------------|--------------------------|
| Bid (Bid size) | - EUR (-) |
| Ask (Ask size) | - EUR (-) |
| Open | 32.1138 EUR |
| High | 32.1138 EUR |
| Low | 32.1138 EUR |
| Close (prev. day) | 32.2344 EUR |
| Underlying | INFINEON TECHNOLOGIES AG |
| Underlying price (date) | 31.545 (24/08/16) |
| Settlement price (date) | 32.20 (24/08/16) |
| Open Interest | 0 |

Performance and Risk

| | 6m | 1y | 3y |
|-------------|--------|--------|----|
| Perf (%) | -5.90% | -4.43% | - |
| Perf (abs.) | -2.01 | -1.49 | - |
| Beta | - | - | - |
| Volatility | 45.00 | 38.12 | - |

Futures and Options

| | |
|-----------------|---|
| Related Futures | - |
| Related Options | - |













Information about previous performance does not guarantee future performance.
 Source: FactSet

Price data

| | |
|---|--------------------------|
| Ø price 5 days Ø volume 5 days (pcs.) | 31.3868 EUR (0) |
| Ø price 30 days Ø volume 30 days (pcs.) | 32.6207 EUR (0) |
| Ø price 100 days Ø volume 100 days (pcs.) | 32.9310 EUR (0) |
| Ø price 250 days Ø volume 250 days (pcs.) | 33.6684 EUR (0) |
| YTD High date | 37.9354 EUR (2024/01/02) |
| YTD Low date | 30.1092 EUR (2024/08/02) |
| 52 Weeks High date | 39.7716 EUR (2023/12/15) |
| 52 Weeks Low date | 27.8723 EUR (2023/10/30) |

Recent Research

| on underlying | | on sector | | on market | |
|---------------|---|---------------------------|--|---|--|
| Date | | Headline | | Download | |
| 2024/08/12 |  | Global Equity Ratings | |  | |
| 2024/08/12 |  | Aktienempfehlungen Global | |  | |
| 2024/07/24 |  | Global Equity Ratings | |  | |
| 2024/07/24 |  | Aktienempfehlungen Global | |  | |
| 2024/07/15 |  | Aktienempfehlungen Global | |  | |