


# INFINEON TECHNOLOGIES AG FUTURE (IFXG) - EUX/C10

2024/06/21 19:17:18

**Price**  
**34.6689** EUR

**Difference**  **-3.02% (-1.08)**

**General attributes**

Symbol	IFXGC10
Exchange	Eurex
Currency	EUR
Security type	Future
Underlying	INFINEON TECHNOLOGIES AG
Maturity	04-2025
Contract size	100

**Market data**

Bid (Bid size)	- EUR (-)
Ask (Ask size)	- EUR (-)
Open	34.6689 EUR
High	34.6689 EUR
Low	34.6689 EUR
Close (prev. day)	35.7482 EUR
Underlying	INFINEON TECHNOLOGIES AG
Underlying price (date)	35.515 (24/07/12)
Settlement price (date)	36.09 (24/07/11)
Open Interest	0

**Performance and Risk**

	6m	1y	3y
Perf (%)	-10.70%	-8.41%	-
Perf (abs.)	-4.16	-3.18	-
Beta	-	-	-
Volatility	41.59	37.84	-

**Futures and Options**

Related Futures	-
Related Options	-












Information about previous performance does not guarantee future performance.  
 Source: FactSet

**Price data**

Ø price 5 days   Ø volume 5 days (pcs.)	35.9234 EUR (0)
Ø price 30 days   Ø volume 30 days (pcs.)	- EUR (-)
Ø price 100 days   Ø volume 100 days (pcs.)	33.6628 EUR (0)
Ø price 250 days   Ø volume 250 days (pcs.)	34.3331 EUR (0)
YTD High   date	37.9354 EUR (2024/01/02)
YTD Low   date	30.4459 EUR (2024/04/23)
52 Weeks High   date	40.9517 EUR (2023/07/31)
52 Weeks Low   date	27.8723 EUR (2023/10/30)

**Recent Research**

on underlying   on sector   on market			
Date		Headline	Download
2024/07/12		Global Equity Ratings	
2024/07/12		Aktienempfehlungen Global	
2024/06/21		Global Equity Ratings	
2024/06/21		Aktienempfehlungen Global	
2024/06/14		Global Equity Ratings	