

INFINEON TECHNOLOGIES AG FUTURE (IFXG) - EUX/C10

2024/04/30 18:39:25

Price
33.425 EUR

Difference  **-0.25% (-0.09)**

General attributes

| | |
|---------------|--------------------------|
| Symbol | IFXGC10 |
| Exchange | Eurex |
| Currency | EUR |
| Security type | Future |
| Underlying | INFINEON TECHNOLOGIES AG |
| Maturity | 02-2025 |
| Contract size | 100 |

Market data

| | |
|-------------------------|--------------------------|
| Bid (Bid size) | - EUR (-) |
| Ask (Ask size) | - EUR (-) |
| Open | 33.425 EUR |
| High | 33.425 EUR |
| Low | 33.425 EUR |
| Close (prev. day) | 33.5101 EUR |
| Underlying | INFINEON TECHNOLOGIES AG |
| Underlying price (date) | 32.72 (24/04/30) |
| Settlement price (date) | 33.42 (24/04/30) |
| Open Interest | 0 |

Performance and Risk

| | 6m | 1y | 3y |
|-------------|---------|--------|----|
| Perf (%) | +19.92% | -1.40% | - |
| Perf (abs.) | +5.55 | -0.48 | - |
| Beta | - | - | - |
| Volatility | 36.07 | 34.78 | - |

Futures and Options

| | |
|-----------------|---|
| Related Futures | - |
| Related Options | - |

5y













Information about previous performance does not guarantee future performance.
Source: FactSet

Price data

| | |
|---|-------------------------|
| Ø price 5 days Ø volume 5 days (pcs.) | 33.220 EUR (0) |
| Ø price 30 days Ø volume 30 days (pcs.) | 32.634 EUR (0) |
| Ø price 100 days Ø volume 100 days (pcs.) | 34.712 EUR (0) |
| Ø price 250 days Ø volume 250 days (pcs.) | 34.669 EUR (0) |
| YTD High date | 37.935 EUR (2024/01/02) |
| YTD Low date | 30.446 EUR (2024/04/23) |
| 52 Weeks High date | 40.952 EUR (2023/07/31) |
| 52 Weeks Low date | 27.872 EUR (2023/10/30) |

Recent Research

| on underlying | on sector | on market | |
|---------------|---|---------------------------|---|
| Date | | Headline | Download |
| 2024/04/26 |  | Global Equity Ratings |  |
| 2024/04/26 |  | Aktienempfehlungen Global |  |
| 2024/04/03 |  | Global Equity Ratings |  |
| 2024/04/03 |  | Aktienempfehlungen Global |  |
| 2024/03/13 |  | Global Equity Ratings |  |