

# HALLIBURTON CO. FUTURE (HALF) - EUX/C1

2024/07/26 18:35:21

Price  
**34.0763** USD

Difference  0.22% (0.07)

### General attributes

Symbol	HALFC1
Exchange	Eurex
Currency	USD
Security type	Future
Underlying	HALLIBURTON CO
Maturity	08-2024
Contract size	100

### Market data

Bid (Bid size)	- USD (-)
Ask (Ask size)	- USD (-)
Open	34.0763 USD
High	34.0763 USD
Low	34.0763 USD
Close (prev. day)	34.0029 USD
Underlying	HALLIBURTON CO
Underlying price (date)	34.40 (24/07/26)
Settlement price (date)	34.08 (24/07/26)
Open Interest	0

### Performance and Risk

	6m	1y	3y
Perf (%)	-8.68%	-11.47%	-
Perf (abs.)	-3.24	-4.41	-
Beta	-	-	-
Volatility	34.90	31.97	-

### Futures and Options

Related Futures	-
Related Options	-

5y












Information about previous performance does not guarantee future performance.  
Source: FactSet

### Price data

Ø price 5 days   Ø volume 5 days (pcs.)	33.7218 USD (0)
Ø price 30 days   Ø volume 30 days (pcs.)	34.2443 USD (0)
Ø price 100 days   Ø volume 100 days (pcs.)	37.3719 USD (0)
Ø price 250 days   Ø volume 250 days (pcs.)	37.8469 USD (0)
YTD High   date	41.3569 USD (2024/04/08)
YTD Low   date	32.9449 USD (2024/06/20)
52 Weeks High   date	43.4666 USD (2023/10/19)
52 Weeks Low   date	32.9449 USD (2024/06/20)

### Recent Research

on sector		on market	
Date		Headline	Download
2024/07/26		Equity Weekly	
2024/07/24		Global Equity Ratings	
2024/07/24		Aktienempfehlungen Global	
2024/07/15		Aktienempfehlungen Global	
2024/07/12		Equity Weekly	