

HENKEL AG & CO.KGAA VORZUGS. FUTURE (HENG) - EUX/C11

2024/08/14 18:36:36

Price
79.4289 EUR

Difference  **-0.63% (-0.50)**

General attributes

Symbol	HENGC11
Exchange	Eurex
Currency	EUR
Security type	Future
Underlying	HENKEL AG & CO KGAA VZ
Maturity	06-2025
Contract size	100

Market data

Bid (Bid size)	- EUR (-)
Ask (Ask size)	- EUR (-)
Open	79.4289 EUR
High	79.4289 EUR
Low	79.4289 EUR
Close (prev. day)	79.9293 EUR
Underlying	HENKEL AG & CO KGAA VZ
Underlying price (date)	78.60 (24/08/14)
Settlement price (date)	79.43 (24/08/14)
Open Interest	0

Performance and Risk

	6m	1y	3y
Perf (%)	+11.99%	+9.89%	-
Perf (abs.)	+8.51	+7.15	-
Beta	-	-	-
Volatility	22.30	17.42	-

Futures and Options

Related Futures	-
Related Options	-

5y












Information about previous performance does not guarantee future performance.
Source: FactSet

Price data

Ø price 5 days Ø volume 5 days (pcs.)	79.0506 EUR (0)
Ø price 30 days Ø volume 30 days (pcs.)	80.9503 EUR (0)
Ø price 100 days Ø volume 100 days (pcs.)	78.4100 EUR (0)
Ø price 250 days Ø volume 250 days (pcs.)	73.5058 EUR (0)
YTD High date	86.0826 EUR (2024/06/17)
YTD Low date	69.6895 EUR (2024/02/28)
52 Weeks High date	86.0826 EUR (2024/06/17)
52 Weeks Low date	67.3077 EUR (2023/09/27)

Recent Research

on underlying	on sector	on market	
Date		Headline	Download
2022/05/04		Global Equity Ratings	
2022/05/04		Aktienempfehlungen Global	
2022/04/27		Global Equity Ratings	
2022/04/27		Aktienempfehlungen Global	
2022/04/14		Global Equity Ratings	