

# HENKEL AG & CO.KGAA VORZUGS. FUTURE (HENG) - EUX/C11

2024/05/06 18:29:46

Price  
**82.0844** EUR

Difference  0.16% (0.13)

### General attributes

Symbol	HENGC11
Exchange	Eurex
Currency	EUR
Security type	Future
Underlying	HENKEL AG & CO KGAA VZ
Maturity	04-2025
Contract size	100

### Market data

Bid (Bid size)	- EUR (-)
Ask (Ask size)	- EUR (-)
Open	82.0844 EUR
High	82.0844 EUR
Low	82.0844 EUR
Close (prev. day)	81.9552 EUR
Underlying	HENKEL AG & CO KGAA VZ
Underlying price (date)	83.08 (24/06/04)
Settlement price (date)	85.19 (24/06/03)
Open Interest	0

### Performance and Risk

	6m	1y	3y
Perf (%)	+19.48%	+7.82%	-
Perf (abs.)	+13.38	+5.96	-
Beta	-	-	-
Volatility	18.30	16.06	-

### Futures and Options

Related Futures	-
Related Options	-












Information about previous performance does not guarantee future performance.  
Source: FactSet

### Price data

Ø price 5 days   Ø volume 5 days (pcs.)	78.7029 EUR (0)
Ø price 30 days   Ø volume 30 days (pcs.)	74.8027 EUR (0)
Ø price 100 days   Ø volume 100 days (pcs.)	73.4884 EUR (0)
Ø price 250 days   Ø volume 250 days (pcs.)	72.7785 EUR (0)
YTD High   date	82.0844 EUR (2024/05/06)
YTD Low   date	69.6895 EUR (2024/02/28)
52 Weeks High   date	82.0844 EUR (2024/05/06)
52 Weeks Low   date	67.3077 EUR (2023/09/27)

### Recent Research

on underlying	on sector	on market	
Date		Headline	Download
2022/05/04		Global Equity Ratings	
2022/05/04		Aktienempfehlungen Global	
2022/04/27		Global Equity Ratings	
2022/04/27		Aktienempfehlungen Global	
2022/04/14		Global Equity Ratings	