

# HENKEL AG & CO.KGAA VORZUGS. FUTURE (HENG) - EUX/C1

2024/05/02 18:23:38

Price  
**74.1186** EUR

Difference  -0.64% (-0.48)

### General attributes

Symbol	HENGC1
Exchange	Eurex
Currency	EUR
Security type	Future
Underlying	HENKEL AG & CO KGAA VZ
Maturity	05-2024
Contract size	100

### Market data

Bid (Bid size)	- EUR (-)
Ask (Ask size)	- EUR (-)
Open	74.1186 EUR
High	74.1186 EUR
Low	74.1186 EUR
Close (prev. day)	74.5953 EUR
Underlying	HENKEL AG & CO KGAA VZ
Underlying price (date)	74.00 (24/05/02)
Settlement price (date)	74.12 (24/05/02)
Open Interest	0

### Performance and Risk

	6m	1y	3y
Perf (%)	+9.81%	+1.62%	-
Perf (abs.)	+6.66	+1.19	-
Beta	-	-	-
Volatility	14.64	13.95	-

### Futures and Options

Related Futures	-
Related Options	-

5y












Information about previous performance does not guarantee future performance.  
Source: FactSet

### Price data

Ø price 5 days   Ø volume 5 days (pcs.)	73.4393 EUR (0)
Ø price 30 days   Ø volume 30 days (pcs.)	73.0165 EUR (0)
Ø price 100 days   Ø volume 100 days (pcs.)	72.4284 EUR (73)
Ø price 250 days   Ø volume 250 days (pcs.)	71.6856 EUR (33)
YTD High   date	75.8388 EUR (2024/04/02)
YTD Low   date	69.0394 EUR (2024/02/28)
52 Weeks High   date	78.4000 EUR (2023/05/19)
52 Weeks Low   date	66.4867 EUR (2023/09/27)

### Recent Research

on underlying	on sector	on market	
Date		Headline	Download
2022/05/04		Global Equity Ratings	
2022/05/04		Aktienempfehlungen Global	
2022/04/27		Global Equity Ratings	
2022/04/27		Aktienempfehlungen Global	
2022/04/14		Global Equity Ratings	