

HORNBACH HOLDING AG&CO.KGAA FUTURE (HBHF) - EUX/C11

2024/09/13 18:35:12

Price
82.3821 EUR

Difference  2.16% (1.74)

General attributes

Symbol	HBHFC11
Exchange	Eurex
Currency	EUR
Security type	Future
Underlying	HORNBACH HOLDING AG & CO. KGAA
Maturity	07-2025
Contract size	100

Market data

Bid (Bid size)	- EUR (-)
Ask (Ask size)	- EUR (-)
Open	82.3821 EUR
High	82.3821 EUR
Low	82.3821 EUR
Close (prev. day)	80.6387 EUR
Underlying	HORNBACH HOLDING AG & CO. KGAA
Underlying price (date)	81.70 (24/09/13)
Settlement price (date)	82.38 (24/09/13)
Open Interest	0

Performance and Risk

	6m	1y	3y
Perf (%)	+16.27%	+19.52%	-
Perf (abs.)	+11.53	+13.45	-
Beta	-	-	-
Volatility	28.87	25.88	-

Futures and Options

Related Futures	-
Related Options	-

5y












Information about previous performance does not guarantee future performance.
Source: FactSet

Price data

Ø price 5 days Ø volume 5 days (pcs.)	80.5007 EUR (0)
Ø price 30 days Ø volume 30 days (pcs.)	79.1728 EUR (0)
Ø price 100 days Ø volume 100 days (pcs.)	78.9405 EUR (0)
Ø price 250 days Ø volume 250 days (pcs.)	69.0480 EUR (0)
YTD High date	82.9482 EUR (2024/07/12)
YTD Low date	64.0665 EUR (2024/02/05)
52 Weeks High date	82.9482 EUR (2024/07/12)
52 Weeks Low date	55.9063 EUR (2023/10/27)

Recent Research

on sector		on market	
Date		Headline	Download
2024/09/11		Global Equity Ratings	
2024/09/11		Aktienempfehlungen Global	
2024/09/05		Global Equity Ratings	
2024/09/05		Aktienempfehlungen Global	
2024/08/12		Global Equity Ratings	