

HORNBACH HOLDING AG&CO.KGAA FUTURE (HBHF) - EUX/C11

2024/08/09 18:43:20

Price
76.3253 EUR

Difference  0.40% (0.30)

General attributes

| | |
|---------------|--------------------------------|
| Symbol | HBHFC11 |
| Exchange | Eurex |
| Currency | EUR |
| Security type | Future |
| Underlying | HORNBACH HOLDING AG & CO. KGAA |
| Maturity | 06-2025 |
| Contract size | 100 |

Market data

| | |
|-------------------------|--------------------------------|
| Bid (Bid size) | - EUR (-) |
| Ask (Ask size) | - EUR (-) |
| Open | 76.3253 EUR |
| High | 76.3253 EUR |
| Low | 76.3253 EUR |
| Close (prev. day) | 76.022 EUR |
| Underlying | HORNBACH HOLDING AG & CO. KGAA |
| Underlying price (date) | 74.10 (24/08/09) |
| Settlement price (date) | 76.33 (24/08/09) |
| Open Interest | 0 |

Performance and Risk

| | 6m | 1y | 3y |
|-------------|---------|--------|----|
| Perf (%) | +17.37% | +2.21% | - |
| Perf (abs.) | +11.30 | +1.65 | - |
| Beta | - | - | - |
| Volatility | 28.42 | 25.79 | - |

Futures and Options

| | |
|-----------------|---|
| Related Futures | - |
| Related Options | - |

5y













Information about previous performance does not guarantee future performance.
Source: FactSet

Price data

| | |
|---|--------------------------|
| Ø price 5 days Ø volume 5 days (pcs.) | 76.0846 EUR (0) |
| Ø price 30 days Ø volume 30 days (pcs.) | 79.2346 EUR (0) |
| Ø price 100 days Ø volume 100 days (pcs.) | 76.3271 EUR (0) |
| Ø price 250 days Ø volume 250 days (pcs.) | 67.7847 EUR (0) |
| YTD High date | 82.9482 EUR (2024/07/12) |
| YTD Low date | 64.0665 EUR (2024/02/05) |
| 52 Weeks High date | 82.9482 EUR (2024/07/12) |
| 52 Weeks Low date | 55.9063 EUR (2023/10/27) |

Recent Research

| on sector | | on market | |
|------------|---|---------------------------|---|
| Date | | Headline | Download |
| 2024/07/24 |  | Global Equity Ratings |  |
| 2024/07/24 |  | Aktienempfehlungen Global |  |
| 2024/07/15 |  | Aktienempfehlungen Global |  |
| 2024/07/12 |  | Global Equity Ratings |  |
| 2024/06/21 |  | Equity Weekly |  |