

HORNBACH HOLDING AG&CO.KGAA FUTURE (HBHF) - EUX/C11

2024/07/18 18:34:02

Price
81.5403 EUR

Difference  -1.01% (-0.83)

General attributes

Symbol	HBHFC11
Exchange	Eurex
Currency	EUR
Security type	Future
Underlying	HORNBACH HOLDING AG & CO. KGAA
Maturity	05-2025
Contract size	100

Market data

Bid (Bid size)	- EUR (-)
Ask (Ask size)	- EUR (-)
Open	81.5403 EUR
High	81.5403 EUR
Low	81.5403 EUR
Close (prev. day)	82.3734 EUR
Underlying	HORNBACH HOLDING AG & CO. KGAA
Underlying price (date)	79.00 (24/07/18)
Settlement price (date)	81.54 (24/07/18)
Open Interest	0

Performance and Risk

	6m	1y	3y
Perf (%)	+24.18%	+12.58%	-
Perf (abs.)	+15.88	+9.11	-
Beta	-	-	-
Volatility	28.65	25.97	-

Futures and Options

Related Futures	-
Related Options	-

5y












Information about previous performance does not guarantee future performance.
Source: FactSet

Price data

Ø price 5 days Ø volume 5 days (pcs.)	82.0654 EUR (0)
Ø price 30 days Ø volume 30 days (pcs.)	80.2211 EUR (0)
Ø price 100 days Ø volume 100 days (pcs.)	73.9201 EUR (0)
Ø price 250 days Ø volume 250 days (pcs.)	67.5504 EUR (0)
YTD High date	82.9482 EUR (2024/07/12)
YTD Low date	64.0665 EUR (2024/02/05)
52 Weeks High date	82.9482 EUR (2024/07/12)
52 Weeks Low date	55.9063 EUR (2023/10/27)

Recent Research

on sector		on market	
Date		Headline	Download
2024/07/15		Aktienempfehlungen Global	
2024/07/12		Global Equity Ratings	
2024/06/21		Equity Weekly	
2024/06/21		Global Equity Ratings	
2024/06/21		Aktienempfehlungen Global	