

HORNBACH HOLDING AG&CO.KGAA FUTURE (HBHF) - EUX/C11

2024/05/06 18:29:46

Price
74.6625 EUR

Difference  -0.32% (-0.24)

General attributes

Symbol	HBHFC11
Exchange	Eurex
Currency	EUR
Security type	Future
Underlying	HORNBACH HOLDING AG & CO. KGAA
Maturity	04-2025
Contract size	100

Market data

Bid (Bid size)	- EUR (-)
Ask (Ask size)	- EUR (-)
Open	74.6625 EUR
High	74.6625 EUR
Low	74.6625 EUR
Close (prev. day)	74.9024 EUR
Underlying	HORNBACH HOLDING AG & CO. KGAA
Underlying price (date)	78.60 (24/05/17)
Settlement price (date)	79.52 (24/05/17)
Open Interest	0

Performance and Risk

	6m	1y	3y
Perf (%)	+27.94%	-1.56%	-
Perf (abs.)	+16.31	-1.19	-
Beta	-	-	-
Volatility	24.04	27.26	-

Futures and Options

Related Futures	-
Related Options	-

5y












Information about previous performance does not guarantee future performance.
Source: FactSet

Price data

Ø price 5 days Ø volume 5 days (pcs.)	74.6756 EUR (0)
Ø price 30 days Ø volume 30 days (pcs.)	74.4759 EUR (0)
Ø price 100 days Ø volume 100 days (pcs.)	69.0185 EUR (0)
Ø price 250 days Ø volume 250 days (pcs.)	67.5621 EUR (0)
YTD High date	76.6149 EUR (2024/04/15)
YTD Low date	64.0665 EUR (2024/02/05)
52 Weeks High date	77.8558 EUR (2023/05/09)
52 Weeks Low date	55.9063 EUR (2023/10/27)

Recent Research

on sector		on market	
Date		Headline	Download
2024/04/26		Global Equity Ratings	
2024/04/26		Aktienempfehlungen Global	
2024/04/03		Global Equity Ratings	
2024/04/03		Aktienempfehlungen Global	
2024/03/13		Global Equity Ratings	