

# HORNBACH HOLDING AG&CO.KGAA FUTURE (HBHF) - EUX/C1

2024/05/06 18:29:46

Price  
**74.0885** EUR

Difference  -0.30% (-0.22)

### General attributes

Symbol	HBHFC1
Exchange	Eurex
Currency	EUR
Security type	Future
Underlying	HORNBACH HOLDING AG & CO. KGAA
Maturity	06-2024
Contract size	100

### Market data

Bid (Bid size)	- EUR (-)
Ask (Ask size)	- EUR (-)
Open	74.0885 EUR
High	74.0885 EUR
Low	74.0885 EUR
Close (prev. day)	74.3132 EUR
Underlying	HORNBACH HOLDING AG & CO. KGAA
Underlying price (date)	77.50 (24/05/31)
Settlement price (date)	77.67 (24/05/31)
Open Interest	0

### Performance and Risk

	6m	1y	3y
Perf (%)	+27.58%	-1.59%	-
Perf (abs.)	+16.02	-1.20	-
Beta	-	-	-
Volatility	23.43	26.49	-

### Futures and Options

Related Futures	-
Related Options	-

5y












Information about previous performance does not guarantee future performance.  
Source: FactSet

### Price data

Ø price 5 days   Ø volume 5 days (pcs.)	74.2398 EUR (0)
Ø price 30 days   Ø volume 30 days (pcs.)	73.6418 EUR (0)
Ø price 100 days   Ø volume 100 days (pcs.)	68.5004 EUR (0)
Ø price 250 days   Ø volume 250 days (pcs.)	66.8569 EUR (0)
YTD High   date	75.9334 EUR (2024/04/15)
YTD Low   date	63.7757 EUR (2024/02/05)
52 Weeks High   date	77.2164 EUR (2023/05/09)
52 Weeks Low   date	55.6776 EUR (2023/10/27)

### Recent Research

on sector		on market	
Date		Headline	Download
2024/05/31		Equity Weekly	
2024/05/29		Global Equity Ratings	
2024/05/29		Aktienempfehlungen Global	
2024/04/26		Global Equity Ratings	
2024/04/26		Aktienempfehlungen Global	