

# HP INC FUTURE (HPQF) - EUX/C12

2024/07/26 18:35:24

**Price**  
37.0789 USD

**Difference**  -2.50% (-0.95)

### General attributes

Symbol	HPQFC12
Exchange	Eurex
Currency	USD
Security type	Future
Underlying	HP INC.
Maturity	07-2025
Contract size	100

### Market data

Bid (Bid size)	- USD (-)
Ask (Ask size)	- USD (-)
Open	37.0789 USD
High	37.0789 USD
Low	37.0789 USD
Close (prev. day)	38.0304 USD
Underlying	HP INC.
Underlying price (date)	36.34 (24/07/26)
Settlement price (date)	37.08 (24/07/26)
Open Interest	0

### Performance and Risk

	6m	1y	3y
Perf (%)	+21.23%	+9.71%	-
Perf (abs.)	+6.49	+3.28	-
Beta	-	-	-
Volatility	49.10	36.63	-

### Futures and Options

Related Futures	-
Related Options	-

5y












Information about previous performance does not guarantee future performance.  
Source: FactSet

### Price data

Ø price 5 days   Ø volume 5 days (pcs.)	38.2271 USD (0)
Ø price 30 days   Ø volume 30 days (pcs.)	37.4677 USD (0)
Ø price 100 days   Ø volume 100 days (pcs.)	32.3848 USD (0)
Ø price 250 days   Ø volume 250 days (pcs.)	30.2354 USD (0)
YTD High   date	38.8658 USD (2024/07/17)
YTD Low   date	28.0142 USD (2024/04/22)
52 Weeks High   date	38.8658 USD (2024/07/17)
52 Weeks Low   date	26.1377 USD (2023/09/28)

### Recent Research

Date	on sector	on market	Headline	Download
2024/07/26			Equity Weekly	
2024/07/24			Global Equity Ratings	
2024/07/24			Aktienempfehlungen Global	
2024/07/15			Aktienempfehlungen Global	
2024/07/12			Global Equity Ratings	