

INFINEON TECHNOLOGIES AG FUTURE (IFXG) - EUX/C11

2024/10/18 19:07:14

Price
31.3122 EUR

Difference  -0.41% (-0.13)

General attributes

| | |
|---------------|--------------------------|
| Symbol | IFXGC11 |
| Exchange | Eurex |
| Currency | EUR |
| Security type | Future |
| Underlying | INFINEON TECHNOLOGIES AG |
| Maturity | 09-2025 |
| Contract size | 100 |

Market data

| | |
|-------------------------|--------------------------|
| Bid (Bid size) | - EUR (-) |
| Ask (Ask size) | - EUR (-) |
| Open | 31.3122 EUR |
| High | 31.3122 EUR |
| Low | 31.3122 EUR |
| Close (prev. day) | 31.4405 EUR |
| Underlying | INFINEON TECHNOLOGIES AG |
| Underlying price (date) | 30.765 (24/10/18) |
| Settlement price (date) | 31.38 (24/10/18) |
| Open Interest | 0 |

Performance and Risk

| | 6m | 1y | 3y |
|-------------|--------|--------|----|
| Perf (%) | -0.84% | -1.82% | - |
| Perf (abs.) | -0.26 | -0.58 | - |
| Beta | - | - | - |
| Volatility | 44.12 | 39.67 | - |

Futures and Options

| | |
|-----------------|---|
| Related Futures | - |
| Related Options | - |

5y













Information about previous performance does not guarantee future performance.
Source: FactSet

Price data

| | |
|---|--------------------------|
| Ø price 5 days Ø volume 5 days (pcs.) | 31.2610 EUR (0) |
| Ø price 30 days Ø volume 30 days (pcs.) | 30.7171 EUR (0) |
| Ø price 100 days Ø volume 100 days (pcs.) | 32.3444 EUR (0) |
| Ø price 250 days Ø volume 250 days (pcs.) | 33.5190 EUR (42) |
| YTD High date | 38.0142 EUR (2024/01/02) |
| YTD Low date | 29.0853 EUR (2024/09/10) |
| 52 Weeks High date | 39.8606 EUR (2023/12/15) |
| 52 Weeks Low date | 27.9685 EUR (2023/10/30) |

Recent Research

| on underlying | on sector | on market | |
|---------------|---|---------------------------|---|
| Date | | Headline | Download |
| 2024/09/27 |  | Global Equity Ratings |  |
| 2024/09/27 |  | Aktienempfehlungen Global |  |
| 2024/09/11 |  | Global Equity Ratings |  |
| 2024/09/11 |  | Aktienempfehlungen Global |  |
| 2024/09/05 |  | Global Equity Ratings |  |