

INFINEON TECHNOLOGIES AG FUTURE (IFXG) - EUX/C11

2024/06/21 19:17:18

Price
34.7607 EUR

Difference  **-3.02% (-1.08)**

General attributes

Symbol	IFXGC11
Exchange	Eurex
Currency	EUR
Security type	Future
Underlying	INFINEON TECHNOLOGIES AG
Maturity	05-2025
Contract size	100

Market data

Bid (Bid size)	- EUR (-)
Ask (Ask size)	- EUR (-)
Open	34.7607 EUR
High	34.7607 EUR
Low	34.7607 EUR
Close (prev. day)	35.8429 EUR
Underlying	INFINEON TECHNOLOGIES AG
Underlying price (date)	35.55 (24/07/12)
Settlement price (date)	36.20 (24/07/11)
Open Interest	0

Performance and Risk

	6m	1y	3y
Perf (%)	+3.23%	-3.20%	-
Perf (abs.)	+1.13	-1.20	-
Beta	-	-	-
Volatility	43.19	38.06	-

Futures and Options

Related Futures	-
Related Options	-

5y












Information about previous performance does not guarantee future performance.
 Source: FactSet

Price data

Ø price 5 days Ø volume 5 days (pcs.)	36.3404 EUR (0)
Ø price 30 days Ø volume 30 days (pcs.)	36.1795 EUR (0)
Ø price 100 days Ø volume 100 days (pcs.)	33.7562 EUR (0)
Ø price 250 days Ø volume 250 days (pcs.)	34.1981 EUR (42)
YTD High date	38.0142 EUR (2024/01/02)
YTD Low date	30.5175 EUR (2024/04/23)
52 Weeks High date	41.1028 EUR (2023/07/31)
52 Weeks Low date	27.9685 EUR (2023/10/30)

Recent Research

on underlying	on sector	on market	
Date		Headline	Download
2024/07/12		Global Equity Ratings	
2024/07/12		Aktienempfehlungen Global	
2024/06/21		Global Equity Ratings	
2024/06/21		Aktienempfehlungen Global	
2024/06/14		Global Equity Ratings	