


INFINEON TECHNOLOGIES AG FUTURE (IFXG) - EUX/C1

2024/08/16 18:59:52

Price
31.545 EUR

Difference  **-0.37% (-0.12)**

General attributes

Symbol IFXGC1
 Exchange Eurex
 Currency EUR
 Security type Future
 Underlying INFINEON TECHNOLOGIES AG
 Maturity 09-2024
 Contract size 100

Market data

Bid (Bid size) - EUR (-)
 Ask (Ask size) - EUR (-)
 Open 31.545 EUR
 High 31.545 EUR
 Low 31.545 EUR
 Close (prev. day) 31.6634 EUR
 Underlying INFINEON TECHNOLOGIES AG
 Underlying price (date) 31.545 (24/08/16)
 Settlement price (date) 31.66 (24/08/16)
 Open Interest 18,869

Performance and Risk

	6m	1y	3y
Perf (%)	-5.72%	-4.17%	-
Perf (abs.)	-1.92	-1.37	-
Beta	-	-	-
Volatility	44.53	37.74	-

Futures and Options

Related Futures -
 Related Options -












Information about previous performance does not guarantee future performance.
 Source: FactSet

Price data

Ø price 5 days Ø volume 5 days (pcs.)	30.839 EUR (0)
Ø price 30 days Ø volume 30 days (pcs.)	31.997 EUR (0)
Ø price 100 days Ø volume 100 days (pcs.)	32.212 EUR (127)
Ø price 250 days Ø volume 250 days (pcs.)	32.929 EUR (380)
YTD High date	37.130 EUR (2024/01/02)
YTD Low date	29.575 EUR (2024/08/02)
52 Weeks High date	38.915 EUR (2023/12/15)
52 Weeks Low date	27.334 EUR (2023/10/30)

Recent Research

on underlying on sector on market			
Date		Headline	Download
2024/08/12		Global Equity Ratings	
2024/08/12		Aktienempfehlungen Global	
2024/07/24		Global Equity Ratings	
2024/07/24		Aktienempfehlungen Global	
2024/07/15		Aktienempfehlungen Global	