


INFINEON TECHNOLOGIES AG FUTURE (IFXG) - EUX/C1

2024/07/17 18:45:49

Price
34.9377 EUR

Difference  **-0.88% (-0.31)**

General attributes

Symbol	IFXGC1
Exchange	Eurex
Currency	EUR
Security type	Future
Underlying	INFINEON TECHNOLOGIES AG
Maturity	07-2024
Contract size	100

Market data

Bid (Bid size)	- EUR (-)
Ask (Ask size)	- EUR (-)
Open	34.9377 EUR
High	34.9377 EUR
Low	34.9377 EUR
Close (prev. day)	35.2467 EUR
Underlying	INFINEON TECHNOLOGIES AG
Underlying price (date)	34.93 (24/07/17)
Settlement price (date)	34.94 (24/07/17)
Open Interest	0

Performance and Risk

	6m	1y	3y
Perf (%)	+4.82%	-8.69%	-
Perf (abs.)	+1.62	-3.35	-
Beta	-	-	-
Volatility	43.81	38.12	-

Futures and Options

Related Futures	-
Related Options	-












Information about previous performance does not guarantee future performance.
 Source: FactSet

Price data

Ø price 5 days Ø volume 5 days (pcs.)	35.7068 EUR (0)
Ø price 30 days Ø volume 30 days (pcs.)	35.3638 EUR (305)
Ø price 100 days Ø volume 100 days (pcs.)	32.8443 EUR (303)
Ø price 250 days Ø volume 250 days (pcs.)	33.3123 EUR (380)
YTD High date	37.1297 EUR (2024/01/02)
YTD Low date	29.8813 EUR (2024/04/23)
52 Weeks High date	40.0708 EUR (2023/07/31)
52 Weeks Low date	27.3338 EUR (2023/10/30)

Recent Research

on underlying	on sector	on market	
Date		Headline	Download
2024/07/15		Aktienempfehlungen Global	
2024/07/12		Global Equity Ratings	
2024/06/21		Global Equity Ratings	
2024/06/21		Aktienempfehlungen Global	
2024/06/14		Global Equity Ratings	