

INFINEON TECHNOLOGIES AG FUTURE (IFXG) - EUX/C1

2024/06/21 18:48:41

Price

33.94 EUR

Difference  **-3.00% (-1.05)**

General attributes

Symbol	IFXGC1
Exchange	Eurex
Currency	EUR
Security type	Future
Underlying	INFINEON TECHNOLOGIES AG
Maturity	07-2024
Contract size	100

Market data

Bid (Bid size)	35.4888 EUR (15)
Ask (Ask size)	35.5867 EUR (15)
Open	33.94 EUR
High	33.94 EUR
Low	33.94 EUR
Close (prev. day)	34.9889 EUR
Underlying	INFINEON TECHNOLOGIES AG
Underlying price (date)	35.51 (24/07/12)
Settlement price (date)	35.33 (24/07/11)
Open Interest	0

Performance and Risk

	6m	1y	3y
Perf (%)	-10.65%	-8.46%	-
Perf (abs.)	-4.05	-3.14	-
Beta	-	-	-
Volatility	41.17	37.48	-

Futures and Options

Related Futures	-
Related Options	-












Information about previous performance does not guarantee future performance.
Source: FactSet

Price data

Ø price 5 days Ø volume 5 days (pcs.)	35.16 EUR (1,831)
Ø price 30 days Ø volume 30 days (pcs.)	- EUR (-)
Ø price 100 days Ø volume 100 days (pcs.)	32.83 EUR (303)
Ø price 250 days Ø volume 250 days (pcs.)	33.58 EUR (380)
YTD High date	37.13 EUR (2024/01/02)
YTD Low date	29.88 EUR (2024/04/23)
52 Weeks High date	40.07 EUR (2023/07/31)
52 Weeks Low date	27.33 EUR (2023/10/30)

Recent Research

on underlying	on sector	on market	
Date		Headline	Download
2024/07/12		Global Equity Ratings	
2024/07/12		Aktienempfehlungen Global	
2024/06/21		Global Equity Ratings	
2024/06/21		Aktienempfehlungen Global	
2024/06/14		Global Equity Ratings	