

INFINEON TECHNOLOGIES AG FUTURE (IFXG) - EUX/C1

2024/04/30 18:39:25

Price
32.7795 EUR
 Difference  -0.26% (-0.08)

General attributes

Symbol IFXGC1
 Exchange Eurex
 Currency EUR
 Security type Future
 Underlying INFINEON TECHNOLOGIES AG
 Maturity 05-2024
 Contract size 100

Market data

Bid (Bid size) - EUR (-)
 Ask (Ask size) - EUR (-)
 Open 32.7795 EUR
 High 32.7795 EUR
 Low 32.7795 EUR
 Close (prev. day) 32.8636 EUR
 Underlying INFINEON TECHNOLOGIES AG
 Underlying price (date) 32.72 (24/04/30)
 Settlement price (date) 32.78 (24/04/30)
 Open Interest 0

Performance and Risk

	6m	1y	3y
Perf (%)	+19.92%	-0.55%	-
Perf (abs.)	+5.45	-0.18	-
Beta	-	-	-
Volatility	35.79	34.51	-

Futures and Options

Related Futures -
 Related Options -

5y












Information about previous performance does not guarantee future performance.
 Source: FactSet

Price data

Ø price 5 days Ø volume 5 days (pcs.)	32.5786 EUR (0)
Ø price 30 days Ø volume 30 days (pcs.)	31.7857 EUR (117)
Ø price 100 days Ø volume 100 days (pcs.)	33.9012 EUR (386)
Ø price 250 days Ø volume 250 days (pcs.)	33.9040 EUR (471)
YTD High date	37.1297 EUR (2024/01/02)
YTD Low date	29.8813 EUR (2024/04/23)
52 Weeks High date	40.0708 EUR (2023/07/31)
52 Weeks Low date	27.3338 EUR (2023/10/30)

Recent Research

on underlying	on sector	on market	
Date		Headline	Download
2024/04/26		Global Equity Ratings	
2024/04/26		Aktienempfehlungen Global	
2024/04/03		Global Equity Ratings	
2024/04/03		Aktienempfehlungen Global	
2024/03/13		Global Equity Ratings	