

HORNBACH HOLDING AG&CO.KGAA FUTURE (HBHF) - EUX/C10

2024/05/06 18:29:46

Price
74.4826 EUR

Difference  -0.32% (-0.24)

General attributes

| | |
|---------------|--------------------------------|
| Symbol | HBHFC10 |
| Exchange | Eurex |
| Currency | EUR |
| Security type | Future |
| Underlying | HORNBACH HOLDING AG & CO. KGAA |
| Maturity | 02-2025 |
| Contract size | 100 |

Market data

| | |
|-------------------------|--------------------------------|
| Bid (Bid size) | - EUR (-) |
| Ask (Ask size) | - EUR (-) |
| Open | 74.4826 EUR |
| High | 74.4826 EUR |
| Low | 74.4826 EUR |
| Close (prev. day) | 74.7207 EUR |
| Underlying | HORNBACH HOLDING AG & CO. KGAA |
| Underlying price (date) | 74.00 (24/05/06) |
| Settlement price (date) | 74.48 (24/05/06) |
| Open Interest | 0 |

Performance and Risk

| | 6m | 1y | 3y |
|-------------|---------|--------|----|
| Perf (%) | +28.07% | -1.53% | - |
| Perf (abs.) | +16.32 | -1.16 | - |
| Beta | - | - | - |
| Volatility | 24.05 | 27.78 | - |

Futures and Options

| | |
|-----------------|---|
| Related Futures | - |
| Related Options | - |

5y













Information about previous performance does not guarantee future performance.
Source: FactSet

Price data

| | |
|---|--------------------------|
| Ø price 5 days Ø volume 5 days (pcs.) | 74.6494 EUR (0) |
| Ø price 30 days Ø volume 30 days (pcs.) | 74.0401 EUR (0) |
| Ø price 100 days Ø volume 100 days (pcs.) | 68.7599 EUR (0) |
| Ø price 250 days Ø volume 250 days (pcs.) | 67.5358 EUR (0) |
| YTD High date | 76.3854 EUR (2024/04/15) |
| YTD Low date | 63.8870 EUR (2024/02/05) |
| 52 Weeks High date | 77.6387 EUR (2023/05/09) |
| 52 Weeks Low date | 55.7125 EUR (2023/10/27) |

Recent Research

| on sector | | on market | |
|------------|---|---------------------------|---|
| Date | | Headline | Download |
| 2024/04/26 |  | Global Equity Ratings |  |
| 2024/04/26 |  | Aktienempfehlungen Global |  |
| 2024/04/03 |  | Global Equity Ratings |  |
| 2024/04/03 |  | Aktienempfehlungen Global |  |
| 2024/03/13 |  | Global Equity Ratings |  |