

# HALLIBURTON CO. FUTURE (HALF) - EUX/C12

2024/07/26 18:35:21

Price  
**35.4227** USD

Difference  0.22% (0.08)

### General attributes

Symbol	HALFC12
Exchange	Eurex
Currency	USD
Security type	Future
Underlying	HALLIBURTON CO
Maturity	07-2025
Contract size	100

### Market data

Bid (Bid size)	- USD (-)
Ask (Ask size)	- USD (-)
Open	35.4227 USD
High	35.4227 USD
Low	35.4227 USD
Close (prev. day)	35.3439 USD
Underlying	HALLIBURTON CO
Underlying price (date)	34.40 (24/07/26)
Settlement price (date)	35.42 (24/07/26)
Open Interest	0

### Performance and Risk

	6m	1y	3y
Perf (%)	-8.11%	-11.59%	-
Perf (abs.)	-3.12	-4.64	-
Beta	-	-	-
Volatility	33.35	31.41	-

### Futures and Options

Related Futures	-
Related Options	-

5y











Information about previous performance does not guarantee future performance.  
Source: FactSet

### Price data

Ø price 5 days   Ø volume 5 days (pcs.)	35.0588 USD (0)
Ø price 30 days   Ø volume 30 days (pcs.)	35.6732 USD (0)
Ø price 100 days   Ø volume 100 days (pcs.)	38.9272 USD (0)
Ø price 250 days   Ø volume 250 days (pcs.)	39.3721 USD (0)
YTD High   date	43.0609 USD (2024/04/08)
YTD Low   date	34.3189 USD (2024/06/20)
52 Weeks High   date	45.3381 USD (2023/10/19)
52 Weeks Low   date	34.3189 USD (2024/06/20)

### Recent Research

on sector		on market	
Date		Headline	Download
2024/07/26		Equity Weekly	
2024/07/24		Global Equity Ratings	
2024/07/24		Aktienempfehlungen Global	
2024/07/15		Aktienempfehlungen Global	
2024/07/12		Equity Weekly	