

# HENKEL AG & CO.KGAA VORZUGS. FUTURE (HENG) - EUX/C13

2024/07/16 18:50:30

Price  
**83.1141** EUR

Difference  -0.03% (-0.03)

### General attributes

Symbol	HENG13
Exchange	Eurex
Currency	EUR
Security type	Future
Underlying	HENKEL AG & CO KGAA VZ
Maturity	07-2025
Contract size	100

### Market data

Bid (Bid size)	- EUR (-)
Ask (Ask size)	- EUR (-)
Open	83.1141 EUR
High	83.1141 EUR
Low	83.1141 EUR
Close (prev. day)	83.1427 EUR
Underlying	HENKEL AG & CO KGAA VZ
Underlying price (date)	81.46 (24/07/16)
Settlement price (date)	83.11 (24/07/16)
Open Interest	0

### Performance and Risk

	6m	1y	3y
Perf (%)	+10.79%	+13.84%	-
Perf (abs.)	+8.10	+10.11	-
Beta	-	-	-
Volatility	21.80	17.12	-

### Futures and Options

Related Futures	-
Related Options	-












Information about previous performance does not guarantee future performance.  
Source: FactSet

### Price data

Ø price 5 days   Ø volume 5 days (pcs.)	83.2792 EUR (0)
Ø price 30 days   Ø volume 30 days (pcs.)	83.8953 EUR (0)
Ø price 100 days   Ø volume 100 days (pcs.)	75.9106 EUR (0)
Ø price 250 days   Ø volume 250 days (pcs.)	73.0602 EUR (0)
YTD High   date	85.1080 EUR (2024/06/17)
YTD Low   date	70.0494 EUR (2024/02/28)
52 Weeks High   date	85.1080 EUR (2024/06/17)
52 Weeks Low   date	67.7528 EUR (2023/09/27)

### Recent Research

on underlying	on sector	on market	
Date		Headline	Download
2022/05/04		Global Equity Ratings	
2022/05/04		Aktienempfehlungen Global	
2022/04/27		Global Equity Ratings	
2022/04/27		Aktienempfehlungen Global	
2022/04/14		Global Equity Ratings	