

HENKEL AG & CO.KGAA VORZUGS. FUTURE (HENG) - EUX/C13

2024/05/02 18:23:38

Price
75.3322 EUR

Difference  -0.65% (-0.49)

General attributes

Symbol	HENGC13
Exchange	Eurex
Currency	EUR
Security type	Future
Underlying	HENKEL AG & CO KGAA VZ
Maturity	05-2025
Contract size	100

Market data

Bid (Bid size)	- EUR (-)
Ask (Ask size)	- EUR (-)
Open	75.3322 EUR
High	75.3322 EUR
Low	75.3322 EUR
Close (prev. day)	75.8247 EUR
Underlying	HENKEL AG & CO KGAA VZ
Underlying price (date)	74.00 (24/05/02)
Settlement price (date)	75.33 (24/05/02)
Open Interest	0

Performance and Risk

	6m	1y	3y
Perf (%)	+9.66%	+1.52%	-
Perf (abs.)	+6.68	+1.13	-
Beta	-	-	-
Volatility	15.67	14.87	-

Futures and Options

Related Futures	-
Related Options	-

5y












Information about previous performance does not guarantee future performance.
Source: FactSet

Price data

Ø price 5 days Ø volume 5 days (pcs.)	74.6244 EUR (0)
Ø price 30 days Ø volume 30 days (pcs.)	74.1851 EUR (0)
Ø price 100 days Ø volume 100 days (pcs.)	73.5398 EUR (0)
Ø price 250 days Ø volume 250 days (pcs.)	72.9631 EUR (0)
YTD High date	77.0515 EUR (2024/04/02)
YTD Low date	70.0494 EUR (2024/02/28)
52 Weeks High date	80.5622 EUR (2023/05/22)
52 Weeks Low date	67.7528 EUR (2023/09/27)

Recent Research

on underlying	on sector	on market	
Date		Headline	Download
2022/05/04		Global Equity Ratings	
2022/05/04		Aktienempfehlungen Global	
2022/04/27		Global Equity Ratings	
2022/04/27		Aktienempfehlungen Global	
2022/04/14		Global Equity Ratings	