

ALPHABET INC. FUTURE (GOAF) - EUX/C10

2024/07/12 19:02:40

Price
192.5301 USD

Difference  -0.16% (-0.31)

General attributes

Symbol	GOAFC10
Exchange	Eurex
Currency	USD
Security type	Future
Underlying	ALPHABET INC A
Maturity	04-2025
Contract size	100

Market data

Bid (Bid size)	- USD (-)
Ask (Ask size)	- USD (-)
Open	192.5301 USD
High	192.5301 USD
Low	192.5301 USD
Close (prev. day)	192.8396 USD
Underlying	ALPHABET INC A
Underlying price (date)	185.01 (24/07/12)
Settlement price (date)	192.53 (24/07/12)
Open Interest	0

Performance and Risk

	6m	1y	3y
Perf (%)	+29.71%	+55.17%	-
Perf (abs.)	+44.10	+68.45	-
Beta	-	-	-
Volatility	32.79	30.17	-

Futures and Options

Related Futures	-
Related Options	-












Information about previous performance does not guarantee future performance.
 Source: FactSet

Price data

Ø price 5 days Ø volume 5 days (pcs.)	- USD (-)
Ø price 30 days Ø volume 30 days (pcs.)	184.8231 USD (0)
Ø price 100 days Ø volume 100 days (pcs.)	159.2101 USD (0)
Ø price 250 days Ø volume 250 days (pcs.)	146.5422 USD (0)
YTD High date	192.5301 USD (2024/07/12)
YTD Low date	137.0670 USD (2024/03/05)
52 Weeks High date	192.5301 USD (2024/07/12)
52 Weeks Low date	125.2236 USD (2023/07/21)

Recent Research

on underlying	on sector	on market	
Date		Headline	Download
2024/07/12		Global Equity Ratings	
2024/07/12		Aktienempfehlungen Global	
2024/06/21		Global Equity Ratings	
2024/06/21		Aktienempfehlungen Global	
2024/06/14		Global Equity Ratings	