


INFINEON TECHNOLOGIES AG FUTURE (IFXG) - EUX/C12

2024/07/17 18:45:49

Price
35.8946 EUR

Difference  **-0.93% (-0.34)**

General attributes

Symbol	IFXGC12
Exchange	Eurex
Currency	EUR
Security type	Future
Underlying	INFINEON TECHNOLOGIES AG
Maturity	06-2025
Contract size	100

Market data

Bid (Bid size)	- EUR (-)
Ask (Ask size)	- EUR (-)
Open	35.8946 EUR
High	35.8946 EUR
Low	35.8946 EUR
Close (prev. day)	36.2324 EUR
Underlying	INFINEON TECHNOLOGIES AG
Underlying price (date)	34.93 (24/07/17)
Settlement price (date)	35.89 (24/07/17)
Open Interest	0

Performance and Risk

	6m	1y	3y
Perf (%)	+5.19%	-8.78%	-
Perf (abs.)	+1.79	-3.49	-
Beta	-	-	-
Volatility	44.48	38.59	-

Futures and Options

Related Futures	-
Related Options	-












Information about previous performance does not guarantee future performance.
 Source: FactSet

Price data

Ø price 5 days Ø volume 5 days (pcs.)	36.7080 EUR (0)
Ø price 30 days Ø volume 30 days (pcs.)	36.3402 EUR (0)
Ø price 100 days Ø volume 100 days (pcs.)	33.6829 EUR (0)
Ø price 250 days Ø volume 250 days (pcs.)	34.1950 EUR (0)
YTD High date	38.1047 EUR (2024/01/02)
YTD Low date	30.5842 EUR (2024/04/23)
52 Weeks High date	41.2233 EUR (2023/07/31)
52 Weeks Low date	28.0435 EUR (2023/10/30)

Recent Research

on underlying	on sector	on market	
Date		Headline	Download
2024/07/15		Aktienempfehlungen Global	
2024/07/12		Global Equity Ratings	
2024/06/21		Global Equity Ratings	
2024/06/21		Aktienempfehlungen Global	
2024/06/14		Global Equity Ratings	