

HORNBAACH HOLDING AG&CO.KGAA FUTURE (HBHF) - EUX/C13

2024/08/09 18:43:20

Price
74.937 EUR

Difference  0.41% (0.30)

General attributes

Symbol	HBHFC13
Exchange	Eurex
Currency	EUR
Security type	Future
Underlying	HORNBAACH HOLDING AG & CO. KGAA
Maturity	08-2025
Contract size	100

Market data

Bid (Bid size)	- EUR (-)
Ask (Ask size)	- EUR (-)
Open	74.937 EUR
High	74.937 EUR
Low	74.937 EUR
Close (prev. day)	74.6328 EUR
Underlying	HORNBAACH HOLDING AG & CO. KGAA
Underlying price (date)	74.10 (24/08/09)
Settlement price (date)	74.94 (24/08/09)
Open Interest	0

Performance and Risk

	6m	1y	3y
Perf (%)	+14.59%	+1.04%	-
Perf (abs.)	+9.51	+0.77	-
Beta	-	-	-
Volatility	28.15	25.70	-

Futures and Options

Related Futures	-
Related Options	-

5y












Information about previous performance does not guarantee future performance.
Source: FactSet

Price data

Ø price 5 days Ø volume 5 days (pcs.)	74.742 EUR (0)
Ø price 30 days Ø volume 30 days (pcs.)	78.108 EUR (0)
Ø price 100 days Ø volume 100 days (pcs.)	75.953 EUR (0)
Ø price 250 days Ø volume 250 days (pcs.)	67.941 EUR (0)
YTD High date	81.745 EUR (2024/07/12)
YTD Low date	64.368 EUR (2024/02/05)
52 Weeks High date	81.745 EUR (2024/07/12)
52 Weeks Low date	56.207 EUR (2023/10/27)

Recent Research

on sector		on market	
Date		Headline	Download
2024/07/24		Global Equity Ratings	
2024/07/24		Aktienempfehlungen Global	
2024/07/15		Aktienempfehlungen Global	
2024/07/12		Global Equity Ratings	
2024/06/21		Equity Weekly	