

ALPHABET INC. FUTURE (GOAF) - EUX/C13

2024/07/17 18:45:43

Price
189.1688 USD

Difference  **-2.93%** (-5.72)

General attributes

| | |
|---------------|----------------|
| Symbol | GOAFC13 |
| Exchange | Eurex |
| Currency | USD |
| Security type | Future |
| Underlying | ALPHABET INC A |
| Maturity | 07-2025 |
| Contract size | 100 |

Market data

| | |
|-------------------------|-------------------|
| Bid (Bid size) | - USD (-) |
| Ask (Ask size) | - USD (-) |
| Open | 189.1688 USD |
| High | 189.1688 USD |
| Low | 189.1688 USD |
| Close (prev. day) | 194.8881 USD |
| Underlying | ALPHABET INC A |
| Underlying price (date) | 181.02 (24/07/17) |
| Settlement price (date) | 189.17 (24/07/17) |
| Open Interest | 0 |

Performance and Risk

| | 6m | 1y | 3y |
|-------------|---------|---------|----|
| Perf (%) | +27.58% | +43.21% | - |
| Perf (abs.) | +40.89 | +57.07 | - |
| Beta | - | - | - |
| Volatility | 38.60 | 33.76 | - |

Futures and Options

| | |
|-----------------|---|
| Related Futures | - |
| Related Options | - |













Information about previous performance does not guarantee future performance.
Source: FactSet

Price data

| | |
|---|---------------------------|
| Ø price 5 days Ø volume 5 days (pcs.) | 193.6956 USD (0) |
| Ø price 30 days Ø volume 30 days (pcs.) | 189.0335 USD (0) |
| Ø price 100 days Ø volume 100 days (pcs.) | 163.4415 USD (0) |
| Ø price 250 days Ø volume 250 days (pcs.) | 149.4403 USD (0) |
| YTD High date | 196.1976 USD (2024/07/15) |
| YTD Low date | 138.6784 USD (2024/03/05) |
| 52 Weeks High date | 196.1976 USD (2024/07/15) |
| 52 Weeks Low date | 126.9528 USD (2023/07/21) |

Recent Research

| on underlying | on sector | on market | |
|---------------|---|---------------------------|---|
| Date | | Headline | Download |
| 2024/07/15 |  | Aktienempfehlungen Global |  |
| 2024/07/12 |  | Global Equity Ratings |  |
| 2024/06/21 |  | Global Equity Ratings |  |
| 2024/06/21 |  | Aktienempfehlungen Global |  |
| 2024/06/14 |  | Global Equity Ratings |  |