

NATURGY ENERGY GROUP, S.A. FUTURE (GANG) - EUX/C11

2024/06/21 19:17:11

Price
19.6109 EUR

Difference  -1.77% (-0.35)

General attributes

Symbol	GANGC11
Exchange	Eurex
Currency	EUR
Security type	Future
Underlying	NATURGY ENERGY GROUP SA
Maturity	05-2025
Contract size	100

Market data

Bid (Bid size)	- EUR (-)
Ask (Ask size)	- EUR (-)
Open	19.6109 EUR
High	19.6109 EUR
Low	19.6109 EUR
Close (prev. day)	19.9639 EUR
Underlying	NATURGY ENERGY GROUP SA
Underlying price (date)	20.12 (24/06/21)
Settlement price (date)	19.67 (24/06/21)
Open Interest	0

Performance and Risk

	6m	1y	3y
Perf (%)	-26.73%	-26.58%	-
Perf (abs.)	-7.16	-7.10	-
Beta	-	-	-
Volatility	38.78	28.59	-

Futures and Options

Related Futures	-
Related Options	-












Information about previous performance does not guarantee future performance.
Source: FactSet

Price data

Ø price 5 days Ø volume 5 days (pcs.)	19.8803 EUR (0)
Ø price 30 days Ø volume 30 days (pcs.)	- EUR (-)
Ø price 100 days Ø volume 100 days (pcs.)	21.4817 EUR (0)
Ø price 250 days Ø volume 250 days (pcs.)	24.9477 EUR (0)
YTD High date	26.8785 EUR (2024/01/12)
YTD Low date	18.9345 EUR (2024/03/13)
52 Weeks High date	28.2068 EUR (2023/12/08)
52 Weeks Low date	18.9345 EUR (2024/03/13)

Recent Research

on sector		on market	
Date		Headline	Download
2024/06/21		Global Equity Ratings	
2024/06/21		Aktienempfehlungen Global	
2024/06/14		Equity Weekly	
2024/06/14		Global Equity Ratings	
2024/06/14		Aktienempfehlungen Global	