

GENERAL MILLS INC. FUTURE (GISF) - EUX/C11

2024/07/26 18:35:19

Price
67.5345 USD

Difference  0.24% (0.16)

General attributes

Symbol	GISFC11
Exchange	Eurex
Currency	USD
Security type	Future
Underlying	GENERAL MILLS INC.
Maturity	06-2025
Contract size	100

Market data

Bid (Bid size)	- USD (-)
Ask (Ask size)	- USD (-)
Open	67.5345 USD
High	67.5345 USD
Low	67.5345 USD
Close (prev. day)	67.3732 USD
Underlying	GENERAL MILLS INC.
Underlying price (date)	66.32 (24/07/26)
Settlement price (date)	67.53 (24/07/26)
Open Interest	0

Performance and Risk

	6m	1y	3y
Perf (%)	+2.40%	-14.53%	-
Perf (abs.)	+1.59	-11.48	-
Beta	-	-	-
Volatility	24.32	20.86	-

Futures and Options

Related Futures	-
Related Options	-

5y












Information about previous performance does not guarantee future performance.
Source: FactSet

Price data

Ø price 5 days Ø volume 5 days (pcs.)	66.5343 USD (0)
Ø price 30 days Ø volume 30 days (pcs.)	66.2688 USD (0)
Ø price 100 days Ø volume 100 days (pcs.)	68.8422 USD (0)
Ø price 250 days Ø volume 250 days (pcs.)	67.1999 USD (0)
YTD High date	73.4358 USD (2024/04/24)
YTD Low date	63.3833 USD (2024/02/14)
52 Weeks High date	77.9107 USD (2023/07/28)
52 Weeks Low date	62.5733 USD (2023/10/12)

Recent Research

on sector		on market	
Date		Headline	Download
2024/07/26		Equity Weekly	
2024/07/24		Global Equity Ratings	
2024/07/24		Aktienempfehlungen Global	
2024/07/15		Aktienempfehlungen Global	
2024/07/12		Equity Weekly	