

# GENERAL MILLS INC. FUTURE (GISF) - EUX/C1

2024/07/26 18:35:19

Price  
**66.4319** USD

Difference  0.23% (0.15)

### General attributes

Symbol	GISFC1
Exchange	Eurex
Currency	USD
Security type	Future
Underlying	GENERAL MILLS INC.
Maturity	08-2024
Contract size	100

### Market data

Bid (Bid size)	- USD (-)
Ask (Ask size)	- USD (-)
Open	66.4319 USD
High	66.4319 USD
Low	66.4319 USD
Close (prev. day)	66.2806 USD
Underlying	GENERAL MILLS INC.
Underlying price (date)	66.32 (24/07/26)
Settlement price (date)	66.43 (24/07/26)
Open Interest	0

### Performance and Risk

	6m	1y	3y
Perf (%)	+2.47%	-13.66%	-
Perf (abs.)	+1.60	-10.51	-
Beta	-	-	-
Volatility	23.43	20.02	-

### Futures and Options

Related Futures	-
Related Options	-

5y












Information about previous performance does not guarantee future performance.  
Source: FactSet

### Price data

Ø price 5 days   Ø volume 5 days (pcs.)	65.4616 USD (0)
Ø price 30 days   Ø volume 30 days (pcs.)	65.4228 USD (0)
Ø price 100 days   Ø volume 100 days (pcs.)	67.6328 USD (0)
Ø price 250 days   Ø volume 250 days (pcs.)	66.0322 USD (0)
YTD High   date	71.8230 USD (2024/04/24)
YTD Low   date	62.2858 USD (2024/02/14)
52 Weeks High   date	75.9051 USD (2023/07/28)
52 Weeks Low   date	61.3077 USD (2023/10/12)

### Recent Research

on sector		on market	
Date		Headline	Download
2024/07/26		Equity Weekly	
2024/07/24		Global Equity Ratings	
2024/07/24		Aktienempfehlungen Global	
2024/07/15		Aktienempfehlungen Global	
2024/07/12		Equity Weekly	