

ALPHABET INC. FUTURE (GOAF) - EUX/C11

2024/07/17 18:45:43

Price
187.9243 USD

Difference  -2.94% (-5.69)

General attributes

Symbol	GOAFC11
Exchange	Eurex
Currency	USD
Security type	Future
Underlying	ALPHABET INC A
Maturity	05-2025
Contract size	100

Market data

Bid (Bid size)	- USD (-)
Ask (Ask size)	- USD (-)
Open	187.9243 USD
High	187.9243 USD
Low	187.9243 USD
Close (prev. day)	193.616 USD
Underlying	ALPHABET INC A
Underlying price (date)	181.02 (24/07/17)
Settlement price (date)	187.92 (24/07/17)
Open Interest	0

Performance and Risk

	6m	1y	3y
Perf (%)	+27.70%	+43.56%	-
Perf (abs.)	+40.77	+57.02	-
Beta	-	-	-
Volatility	33.13	30.33	-

Futures and Options

Related Futures	-
Related Options	-












Information about previous performance does not guarantee future performance.
 Source: FactSet

Price data

Ø price 5 days Ø volume 5 days (pcs.)	192.4303 USD (0)
Ø price 30 days Ø volume 30 days (pcs.)	187.7200 USD (0)
Ø price 100 days Ø volume 100 days (pcs.)	162.0551 USD (0)
Ø price 250 days Ø volume 250 days (pcs.)	148.1056 USD (0)
YTD High date	194.9416 USD (2024/07/15)
YTD Low date	137.5715 USD (2024/03/05)
52 Weeks High date	194.9416 USD (2024/07/15)
52 Weeks Low date	125.7588 USD (2023/07/21)

Recent Research

on underlying	on sector	on market	
Date		Headline	Download
2024/07/15		Aktienempfehlungen Global	
2024/07/12		Global Equity Ratings	
2024/06/21		Global Equity Ratings	
2024/06/21		Aktienempfehlungen Global	
2024/06/14		Global Equity Ratings	