

ALPHABET INC. FUTURE (GOAF) - EUX/C1

2024/04/30 18:39:21

Price
165.7738 USD

Difference  -1.25% (-2.09)

General attributes

Symbol	GOAFC1
Exchange	Eurex
Currency	USD
Security type	Future
Underlying	ALPHABET INC A
Maturity	05-2024
Contract size	100

Market data

Bid (Bid size)	- USD (-)
Ask (Ask size)	- USD (-)
Open	165.7738 USD
High	165.7738 USD
Low	165.7738 USD
Close (prev. day)	167.8638 USD
Underlying	ALPHABET INC A
Underlying price (date)	167.24 (24/05/03)
Settlement price (date)	165.44 (24/05/03)
Open Interest	0

Performance and Risk

	6m	1y	3y
Perf (%)	+27.89%	+56.10%	-
Perf (abs.)	+36.08	+59.46	-
Beta	-	-	-
Volatility	29.12	29.40	-

Futures and Options

Related Futures	-
Related Options	-












Information about previous performance does not guarantee future performance.
Source: FactSet

Price data

Ø price 5 days Ø volume 5 days (pcs.)	167.4769 USD (0)
Ø price 30 days Ø volume 30 days (pcs.)	156.5928 USD (0)
Ø price 100 days Ø volume 100 days (pcs.)	145.8434 USD (0)
Ø price 250 days Ø volume 250 days (pcs.)	135.9857 USD (0)
YTD High date	172.9788 USD (2024/04/26)
YTD Low date	131.5342 USD (2024/03/05)
52 Weeks High date	172.9788 USD (2024/04/26)
52 Weeks Low date	105.0054 USD (2023/05/05)

Recent Research

on underlying	on sector	on market	
Date		Headline	Download
2024/04/26		Global Equity Ratings	
2024/04/26		Aktienempfehlungen Global	
2024/04/03		Global Equity Ratings	
2024/04/03		Aktienempfehlungen Global	
2024/03/13		Global Equity Ratings	