

GILEAD SCIENCES INC. FUTURE (GILF) - EUX/C1

2024/07/17 18:45:42

Price
72.2405 USD

Difference  0.62% (0.45)

General attributes

Symbol	GILFC1
Exchange	Eurex
Currency	USD
Security type	Future
Underlying	GILEAD SCIENCES INC.
Maturity	07-2024
Contract size	100

Market data

Bid (Bid size)	- USD (-)
Ask (Ask size)	- USD (-)
Open	72.2405 USD
High	72.2405 USD
Low	72.2405 USD
Close (prev. day)	71.7921 USD
Underlying	GILEAD SCIENCES INC.
Underlying price (date)	73.30 (24/07/17)
Settlement price (date)	72.24 (24/07/17)
Open Interest	0

Performance and Risk

	6m	1y	3y
Perf (%)	-16.42%	-6.28%	-
Perf (abs.)	-14.20	-4.84	-
Beta	-	-	-
Volatility	27.90	24.09	-

Futures and Options

Related Futures	-
Related Options	-












Information about previous performance does not guarantee future performance.
Source: FactSet

Price data

Ø price 5 days Ø volume 5 days (pcs.)	71.3924 USD (0)
Ø price 30 days Ø volume 30 days (pcs.)	68.4472 USD (0)
Ø price 100 days Ø volume 100 days (pcs.)	70.1247 USD (0)
Ø price 250 days Ø volume 250 days (pcs.)	75.6556 USD (0)
YTD High date	86.4355 USD (2024/01/17)
YTD Low date	63.1983 USD (2024/06/18)
52 Weeks High date	86.4355 USD (2024/01/17)
52 Weeks Low date	63.1983 USD (2024/06/18)

Recent Research

on underlying	on sector	on market	
Date		Headline	Download
2024/07/15		Aktienempfehlungen Global	
2024/07/12		Global Equity Ratings	
2024/06/21		Global Equity Ratings	
2024/06/21		Aktienempfehlungen Global	
2024/06/14		Global Equity Ratings	