

GILEAD SCIENCES INC. FUTURE (GILF) - EUX/C1

2024/05/06 18:29:43

Price
64.5645 USD

Difference  -0.36% (-0.23)

General attributes

Symbol	GILFC1
Exchange	Eurex
Currency	USD
Security type	Future
Underlying	GILEAD SCIENCES INC.
Maturity	06-2024
Contract size	100

Market data

Bid (Bid size)	- USD (-)
Ask (Ask size)	- USD (-)
Open	64.5645 USD
High	64.5645 USD
Low	64.5645 USD
Close (prev. day)	64.799 USD
Underlying	GILEAD SCIENCES INC.
Underlying price (date)	67.545 (24/05/17)
Settlement price (date)	67.13 (24/05/17)
Open Interest	0

Performance and Risk

	6m	1y	3y
Perf (%)	-20.72%	-18.71%	-
Perf (abs.)	-16.87	-14.86	-
Beta	-	-	-
Volatility	22.48	21.28	-

Futures and Options

Related Futures	-
Related Options	-










Information about previous performance does not guarantee future performance.
Source: FactSet

Price data

Ø price 5 days Ø volume 5 days (pcs.)	65.3683 USD (0)
Ø price 30 days Ø volume 30 days (pcs.)	68.8139 USD (0)
Ø price 100 days Ø volume 100 days (pcs.)	75.1143 USD (0)
Ø price 250 days Ø volume 250 days (pcs.)	76.2636 USD (0)
YTD High date	86.4355 USD (2024/01/17)
YTD Low date	64.5645 USD (2024/05/06)
52 Weeks High date	86.4355 USD (2024/01/17)
52 Weeks Low date	64.5645 USD (2024/05/06)

Recent Research

on underlying	on sector	on market	
Date		Headline	Download
2024/04/26		Global Equity Ratings	
2024/04/26		Aktienempfehlungen Global	
2024/04/03		Global Equity Ratings	
2024/04/03		Aktienempfehlungen Global	
2024/03/13		Global Equity Ratings	