

GILEAD SCIENCES INC. FUTURE (GILF) - EUX/C1

2024/05/02 18:23:35

Price
65.374 USD

Difference  **-0.20% (-0.13)**

General attributes

Symbol	GILFC1
Exchange	Eurex
Currency	USD
Security type	Future
Underlying	GILEAD SCIENCES INC.
Maturity	05-2024
Contract size	100

Market data

Bid (Bid size)	- USD (-)
Ask (Ask size)	- USD (-)
Open	65.374 USD
High	65.374 USD
Low	65.374 USD
Close (prev. day)	65.5038 USD
Underlying	GILEAD SCIENCES INC.
Underlying price (date)	65.33 (24/05/02)
Settlement price (date)	65.37 (24/05/02)
Open Interest	0

Performance and Risk

	6m	1y	3y
Perf (%)	-19.48%	-18.86%	-
Perf (abs.)	-15.82	-15.20	-
Beta	-	-	-
Volatility	22.55	21.27	-

Futures and Options

Related Futures	-
Related Options	-












Information about previous performance does not guarantee future performance.
Source: FactSet

Price data

Ø price 5 days Ø volume 5 days (pcs.)	65.850 USD (0)
Ø price 30 days Ø volume 30 days (pcs.)	69.267 USD (0)
Ø price 100 days Ø volume 100 days (pcs.)	75.353 USD (0)
Ø price 250 days Ø volume 250 days (pcs.)	76.365 USD (0)
YTD High date	86.436 USD (2024/01/17)
YTD Low date	65.374 USD (2024/05/02)
52 Weeks High date	86.436 USD (2024/01/17)
52 Weeks Low date	65.374 USD (2024/05/02)

Recent Research

on underlying	on sector	on market	
Date		Headline	Download
2024/04/26		Global Equity Ratings	
2024/04/26		Aktienempfehlungen Global	
2024/04/03		Global Equity Ratings	
2024/04/03		Aktienempfehlungen Global	
2024/03/13		Global Equity Ratings	