

INFINEON TECHNOLOGIES AG FUTURE (IFXP) - EUX/C12

2024/05/06 18:29:48

Price
33.0352 EUR

Difference  2.47% (0.80)

General attributes

Symbol	IFXPC12
Exchange	Eurex
Currency	EUR
Security type	Future
Underlying	INFINEON TECHNOLOGIES AG
Maturity	05-2025
Contract size	100

Market data

Bid (Bid size)	- EUR (-)
Ask (Ask size)	- EUR (-)
Open	33.0352 EUR
High	33.0352 EUR
Low	33.0352 EUR
Close (prev. day)	32.2377 EUR
Underlying	INFINEON TECHNOLOGIES AG
Underlying price (date)	36.35 (24/05/21)
Settlement price (date)	37.35 (24/05/21)
Open Interest	0

Performance and Risk

	6m	1y	3y
Perf (%)	+10.13%	-3.00%	-
Perf (abs.)	+3.04	-1.02	-
Beta	-	-	-
Volatility	36.78	35.18	-

Futures and Options

Related Futures	-
Related Options	-

5y












Information about previous performance does not guarantee future performance.
Source: FactSet

Price data

Ø price 5 days Ø volume 5 days (pcs.)	32.9342 EUR (0)
Ø price 30 days Ø volume 30 days (pcs.)	32.5823 EUR (0)
Ø price 100 days Ø volume 100 days (pcs.)	34.5974 EUR (0)
Ø price 250 days Ø volume 250 days (pcs.)	34.7886 EUR (0)
YTD High date	38.1047 EUR (2024/01/02)
YTD Low date	30.5842 EUR (2024/04/23)
52 Weeks High date	41.2233 EUR (2023/07/31)
52 Weeks Low date	28.0435 EUR (2023/10/30)

Recent Research

on underlying	on sector	on market	
Date		Headline	Download
2024/04/26		Global Equity Ratings	
2024/04/26		Aktienempfehlungen Global	
2024/04/03		Global Equity Ratings	
2024/04/03		Aktienempfehlungen Global	
2024/03/13		Global Equity Ratings	