

INFINEON TECHNOLOGIES AG FUTURE (IFXP) - EUX/C12

2024/04/30 18:39:25

Price
33.5856 EUR

Difference  -0.24% (-0.08)

General attributes

Symbol	IFXPC12
Exchange	Eurex
Currency	EUR
Security type	Future
Underlying	INFINEON TECHNOLOGIES AG
Maturity	04-2025
Contract size	100

Market data

Bid (Bid size)	- EUR (-)
Ask (Ask size)	- EUR (-)
Open	33.5856 EUR
High	33.5856 EUR
Low	33.5856 EUR
Close (prev. day)	33.668 EUR
Underlying	INFINEON TECHNOLOGIES AG
Underlying price (date)	32.10 (24/05/02)
Settlement price (date)	33.59 (24/04/30)
Open Interest	0

Performance and Risk

	6m	1y	3y
Perf (%)	+19.76%	-0.80%	-
Perf (abs.)	+5.54	-0.27	-
Beta	-	-	-
Volatility	36.18	34.83	-

Futures and Options

Related Futures	-
Related Options	-

5y












Information about previous performance does not guarantee future performance.
Source: FactSet

Price data

Ø price 5 days Ø volume 5 days (pcs.)	33.3776 EUR (0)
Ø price 30 days Ø volume 30 days (pcs.)	32.5657 EUR (0)
Ø price 100 days Ø volume 100 days (pcs.)	34.7577 EUR (0)
Ø price 250 days Ø volume 250 days (pcs.)	34.8109 EUR (0)
YTD High date	38.1047 EUR (2024/01/02)
YTD Low date	30.5842 EUR (2024/04/23)
52 Weeks High date	41.2233 EUR (2023/07/31)
52 Weeks Low date	28.0435 EUR (2023/10/30)

Recent Research

on underlying	on sector	on market	
Date		Headline	Download
2024/04/26		Global Equity Ratings	
2024/04/26		Aktienempfehlungen Global	
2024/04/03		Global Equity Ratings	
2024/04/03		Aktienempfehlungen Global	
2024/03/13		Global Equity Ratings	