

# GEBERIT AG FUTURE (GBRI) - EUX/C10

2024/08/21 18:45:01

**Price**  
**519.431** CHF

**Difference**  **-0.03% (-0.18)**

### General attributes

Symbol	GBRIC10
Exchange	Eurex
Currency	CHF
Security type	Future
Underlying	GEBERIT AG
Maturity	06-2025
Contract size	100

### Market data

Bid (Bid size)	- CHF (-)
Ask (Ask size)	- CHF (-)
Open	519.431 CHF
High	519.431 CHF
Low	519.431 CHF
Close (prev. day)	519.6088 CHF
Underlying	GEBERIT AG
Underlying price (date)	526.00 (24/08/21)
Settlement price (date)	519.43 (24/08/21)
Open Interest	0

### Performance and Risk

	6m	1y	3y
Perf (%)	+2.61%	+18.97%	-
Perf (abs.)	+13.21	+82.85	-
Beta	-	-	-
Volatility	27.26	26.22	-

### Futures and Options

Related Futures	-
Related Options	-

5y












Information about previous performance does not guarantee future performance.  
Source: FactSet

### Price data

Ø price 5 days   Ø volume 5 days (pcs.)	517.527 CHF (0)
Ø price 30 days   Ø volume 30 days (pcs.)	537.792 CHF (0)
Ø price 100 days   Ø volume 100 days (pcs.)	524.889 CHF (0)
Ø price 250 days   Ø volume 250 days (pcs.)	494.027 CHF (0)
YTD High   date	566.367 CHF (2024/07/18)
YTD Low   date	481.579 CHF (2024/01/18)
52 Weeks High   date	566.367 CHF (2024/07/18)
52 Weeks Low   date	411.291 CHF (2023/10/25)

### Recent Research

on underlying	on sector	on market	
Date		Headline	Download
2022/12/19		Global Equity Ratings	
2022/12/19		Aktienempfehlungen Global	
2022/11/28		Global Equity Ratings	
2022/11/28		Aktienempfehlungen Global	
2022/11/18		Global Equity Ratings	