

GEBERIT AG FUTURE (GBRI) - EUX/C10

2024/04/30 18:39:20

Price
498.8568 CHF

Difference  -1.01% (-5.09)

General attributes

Symbol	GBRIC10
Exchange	Eurex
Currency	CHF
Security type	Future
Underlying	GEBERIT AG
Maturity	02-2025
Contract size	100

Market data

Bid (Bid size)	- CHF (-)
Ask (Ask size)	- CHF (-)
Open	498.8568 CHF
High	498.8568 CHF
Low	498.8568 CHF
Close (prev. day)	503.9425 CHF
Underlying	GEBERIT AG
Underlying price (date)	493.60 (24/04/30)
Settlement price (date)	498.86 (24/04/30)
Open Interest	0

Performance and Risk

	6m	1y	3y
Perf (%)	+20.41%	-3.08%	-
Perf (abs.)	+84.54	-15.83	-
Beta	-	-	-
Volatility	25.87	23.87	-

Futures and Options

Related Futures	-
Related Options	-

5y












Information about previous performance does not guarantee future performance.
Source: FactSet

Price data

Ø price 5 days Ø volume 5 days (pcs.)	497.3811 CHF (0)
Ø price 30 days Ø volume 30 days (pcs.)	510.7838 CHF (0)
Ø price 100 days Ø volume 100 days (pcs.)	510.1582 CHF (0)
Ø price 250 days Ø volume 250 days (pcs.)	483.4793 CHF (0)
YTD High date	541.0207 CHF (2024/03/21)
YTD Low date	481.5789 CHF (2024/01/18)
52 Weeks High date	543.2620 CHF (2023/12/15)
52 Weeks Low date	411.2905 CHF (2023/10/25)

Recent Research

on underlying	on sector	on market	
Date		Headline	Download
2022/12/19		Global Equity Ratings	
2022/12/19		Aktienempfehlungen Global	
2022/11/28		Global Equity Ratings	
2022/11/28		Aktienempfehlungen Global	
2022/11/18		Global Equity Ratings	