

# INFINEON TECHNOLOGIES AG FUTURE (IFXG) - EUX/C13

2024/08/16 19:01:31	
<b>Price</b>	<b>32.3352</b> EUR
<b>Difference</b>	 -0.37% (-0.12)
<b>General attributes</b>	
Symbol	IFXGC13
Exchange	Eurex
Currency	EUR
Security type	Future
Underlying	INFINEON TECHNOLOGIES AG
Maturity	12-2025
Contract size	100
<b>Market data</b>	
Bid (Bid size)	- EUR (-)
Ask (Ask size)	- EUR (-)
Open	32.3352 EUR
High	32.3352 EUR
Low	32.3352 EUR
Close (prev. day)	32.4564 EUR
Underlying	INFINEON TECHNOLOGIES AG
Underlying price (date)	31.545 (24/08/16)
Settlement price (date)	32.65 (24/08/16)
Open Interest	0

<b>Performance and Risk</b>			
	<b>6m</b>	<b>1y</b>	<b>3y</b>
Perf (%)	-5.27%	-4.70%	-
Perf (abs.)	-1.80	-1.60	-
Beta	-	-	-
Volatility	46.85	39.02	-










<b>Futures and Options</b>	
Related Futures	-
Related Options	-



Information about previous performance does not guarantee future performance.  
Source: FactSet

<b>Price data</b>	
Ø price 5 days   Ø volume 5 days (pcs.)	31.6030 EUR (0)
Ø price 30 days   Ø volume 30 days (pcs.)	32.8835 EUR (0)
Ø price 100 days   Ø volume 100 days (pcs.)	33.1107 EUR (0)
Ø price 250 days   Ø volume 250 days (pcs.)	33.8666 EUR (0)
YTD High   date	38.1767 EUR (2024/01/02)
YTD Low   date	30.3191 EUR (2024/08/02)
52 Weeks High   date	40.0447 EUR (2023/12/15)
52 Weeks Low   date	28.1174 EUR (2023/10/30)

**Recent Research**

on underlying	on sector	on market	
Date		Headline	Download
2024/08/12		Global Equity Ratings	
2024/08/12		Aktienempfehlungen Global	
2024/07/24		Global Equity Ratings	
2024/07/24		Aktienempfehlungen Global	
2024/07/15		Aktienempfehlungen Global	