


INFINEON TECHNOLOGIES AG FUTURE (IFXG) - EUX/C13

2024/07/17 18:45:49

Price
35.98 EUR

Difference  **-0.96% (-0.35)**

General attributes

Symbol IFXGC13
 Exchange Eurex
 Currency EUR
 Security type Future
 Underlying INFINEON TECHNOLOGIES AG
 Maturity 07-2025
 Contract size 100

Market data

Bid (Bid size) - EUR (-)
 Ask (Ask size) - EUR (-)
 Open 35.98 EUR
 High 35.98 EUR
 Low 35.98 EUR
 Close (prev. day) 36.3281 EUR
 Underlying INFINEON TECHNOLOGIES AG
 Underlying price (date) 34.93 (24/07/17)
 Settlement price (date) 35.98 (24/07/17)
 Open Interest 0

Performance and Risk

| | 6m | 1y | 3y |
|-------------|--------|--------|----|
| Perf (%) | +5.27% | -8.82% | - |
| Perf (abs.) | +1.82 | -3.51 | - |
| Beta | - | - | - |
| Volatility | 45.88 | 39.12 | - |

Futures and Options

Related Futures -
 Related Options -












Information about previous performance does not guarantee future performance.
 Source: FactSet

Price data

| | |
|---|------------------------|
| Ø price 5 days Ø volume 5 days (pcs.) | 36.80 EUR (0) |
| Ø price 30 days Ø volume 30 days (pcs.) | 36.45 EUR (0) |
| Ø price 100 days Ø volume 100 days (pcs.) | 33.78 EUR (0) |
| Ø price 250 days Ø volume 250 days (pcs.) | 34.28 EUR (0) |
| YTD High date | 38.18 EUR (2024/01/02) |
| YTD Low date | 30.66 EUR (2024/04/23) |
| 52 Weeks High date | 41.34 EUR (2023/07/31) |
| 52 Weeks Low date | 28.12 EUR (2023/10/30) |

Recent Research

| on underlying on sector on market | | | |
|---------------------------------------|---|---------------------------|---|
| Date | | Headline | Download |
| 2024/07/15 |  | Aktienempfehlungen Global |  |
| 2024/07/12 |  | Global Equity Ratings |  |
| 2024/06/21 |  | Global Equity Ratings |  |
| 2024/06/21 |  | Aktienempfehlungen Global |  |
| 2024/06/14 |  | Global Equity Ratings |  |