


INFINEON TECHNOLOGIES AG FUTURE (IFXG) - EUX/C13

2024/06/21 19:17:18

Price
34.9738 EUR

Difference  **-3.02% (-1.09)**

General attributes

Symbol	IFXGC13
Exchange	Eurex
Currency	EUR
Security type	Future
Underlying	INFINEON TECHNOLOGIES AG
Maturity	12-2025
Contract size	100

Market data

Bid (Bid size)	- EUR (-)
Ask (Ask size)	- EUR (-)
Open	34.9738 EUR
High	34.9738 EUR
Low	34.9738 EUR
Close (prev. day)	36.0624 EUR
Underlying	INFINEON TECHNOLOGIES AG
Underlying price (date)	33.94 (24/06/21)
Settlement price (date)	35.54 (24/06/21)
Open Interest	0

Performance and Risk

	6m	1y	3y
Perf (%)	-7.47%	-6.62%	-
Perf (abs.)	-2.91	-2.56	-
Beta	-	-	-
Volatility	42.85	38.30	-

Futures and Options

Related Futures	-
Related Options	-












Information about previous performance does not guarantee future performance.
 Source: FactSet

Price data

Ø price 5 days Ø volume 5 days (pcs.)	36.5558 EUR (0)
Ø price 30 days Ø volume 30 days (pcs.)	- EUR (-)
Ø price 100 days Ø volume 100 days (pcs.)	33.7150 EUR (0)
Ø price 250 days Ø volume 250 days (pcs.)	34.5694 EUR (0)
YTD High date	38.1767 EUR (2024/01/02)
YTD Low date	30.6588 EUR (2024/04/23)
52 Weeks High date	41.3406 EUR (2023/07/31)
52 Weeks Low date	28.1174 EUR (2023/10/30)

Recent Research

on underlying	on sector	on market	
Date		Headline	Download
2024/06/21		Global Equity Ratings	
2024/06/21		Aktienempfehlungen Global	
2024/06/14		Global Equity Ratings	
2024/06/14		Aktienempfehlungen Global	
2024/05/29		Global Equity Ratings	