


INFINEON TECHNOLOGIES AG FUTURE (IFXG) - EUX/C13

2024/04/30 18:39:25

Price
33.6692 EUR

Difference  **-0.24% (-0.08)**

General attributes

Symbol	IFXGC13
Exchange	Eurex
Currency	EUR
Security type	Future
Underlying	INFINEON TECHNOLOGIES AG
Maturity	05-2025
Contract size	100

Market data

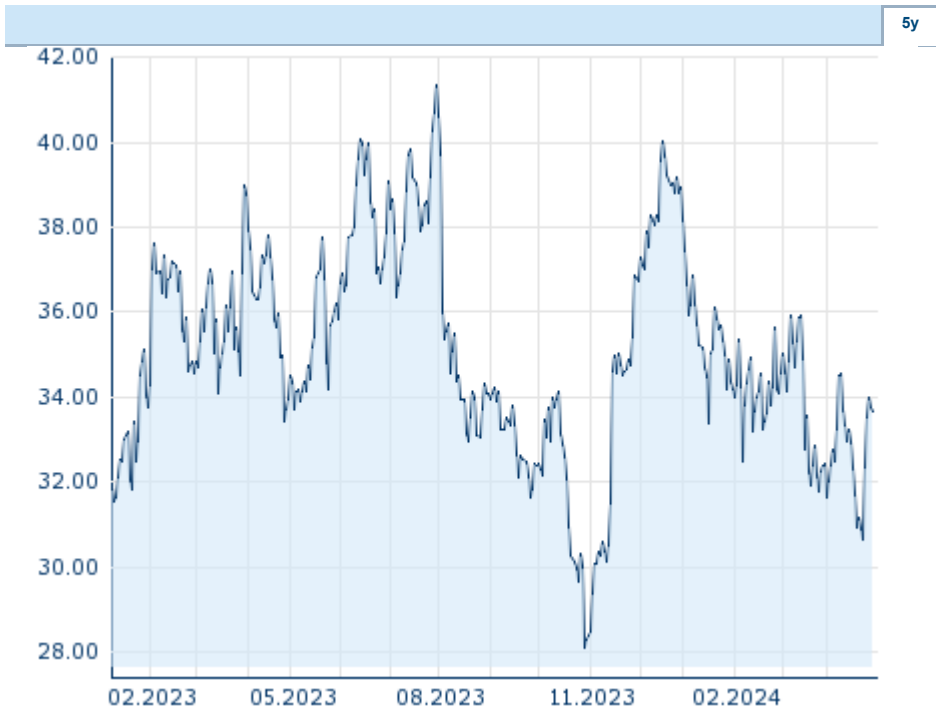
Bid (Bid size)	- EUR (-)
Ask (Ask size)	- EUR (-)
Open	33.6692 EUR
High	33.6692 EUR
Low	33.6692 EUR
Close (prev. day)	33.7503 EUR
Underlying	INFINEON TECHNOLOGIES AG
Underlying price (date)	32.72 (24/04/30)
Settlement price (date)	33.67 (24/04/30)
Open Interest	0

Performance and Risk

	6m	1y	3y
Perf (%)	+19.75%	-0.83%	-
Perf (abs.)	+5.55	-0.28	-
Beta	-	-	-
Volatility	37.19	35.60	-

Futures and Options

Related Futures	-
Related Options	-












Information about previous performance does not guarantee future performance.
 Source: FactSet

Price data

Ø price 5 days Ø volume 5 days (pcs.)	33.4603 EUR (0)
Ø price 30 days Ø volume 30 days (pcs.)	32.6770 EUR (0)
Ø price 100 days Ø volume 100 days (pcs.)	34.8124 EUR (0)
Ø price 250 days Ø volume 250 days (pcs.)	34.9060 EUR (0)
YTD High date	38.1767 EUR (2024/01/02)
YTD Low date	30.6588 EUR (2024/04/23)
52 Weeks High date	41.3406 EUR (2023/07/31)
52 Weeks Low date	28.1174 EUR (2023/10/30)

Recent Research

on underlying	on sector	on market	
Date		Headline	Download
2024/04/26		Global Equity Ratings	
2024/04/26		Aktienempfehlungen Global	
2024/04/03		Global Equity Ratings	
2024/04/03		Aktienempfehlungen Global	
2024/03/13		Global Equity Ratings	