

## ALPHABET INC. FUTURE (GOAF) - EUX/C12

2024/07/12 19:02:40

Price  
**193.8748** USD

Difference  -0.16% (-0.31)

## General attributes

Symbol	GOAFC12
Exchange	Eurex
Currency	USD
Security type	Future
Underlying	ALPHABET INC A
Maturity	06-2025
Contract size	100

## Market data

Bid (Bid size)	- USD (-)
Ask (Ask size)	- USD (-)
Open	193.8748 USD
High	193.8748 USD
Low	193.8748 USD
Close (prev. day)	194.1887 USD
Underlying	ALPHABET INC A
Underlying price (date)	185.01 (24/07/12)
Settlement price (date)	193.87 (24/07/12)
Open Interest	0

## Performance and Risk

	6m	1y	3y
Perf (%)	+29.66%	+54.78%	-
Perf (abs.)	+44.35	+68.61	-
Beta	-	-	-
Volatility	32.75	30.14	-

## Futures and Options

Related Futures	-
Related Options	-












5y

Information about previous performance does not guarantee future performance.  
Source: FactSet

## Price data

Ø price 5 days   Ø volume 5 days (pcs.)	- USD (-)
Ø price 30 days   Ø volume 30 days (pcs.)	186.1972 USD (0)
Ø price 100 days   Ø volume 100 days (pcs.)	160.4863 USD (0)
Ø price 250 days   Ø volume 250 days (pcs.)	147.7734 USD (0)
YTD High   date	193.8748 USD (2024/07/12)
YTD Low   date	138.1894 USD (2024/03/05)
52 Weeks High   date	193.8748 USD (2024/07/12)
52 Weeks Low   date	126.4225 USD (2023/07/21)

## Recent Research

on underlying	on sector	on market	
Date		Headline	Download
2024/07/12		Global Equity Ratings	
2024/07/12		Aktienempfehlungen Global	
2024/06/21		Global Equity Ratings	
2024/06/21		Aktienempfehlungen Global	
2024/06/14		Global Equity Ratings	