

INTERNAT. BUSIN. MACHINES CORP FUTURE (IBMF) - EUX/C13

2024/04/30 18:39:24

Price
167.3071 USDDifference  -0.76% (-1.28)

General attributes

| | |
|---------------|--------------------------------|
| Symbol | IBMFC13 |
| Exchange | Eurex |
| Currency | USD |
| Security type | Future |
| Underlying | INTERNATIONAL BUS MACHINE CORP |
| Maturity | 06-2025 |
| Contract size | 100 |

Market data

| | |
|-------------------------|--------------------------------|
| Bid (Bid size) | - USD (-) |
| Ask (Ask size) | - USD (-) |
| Open | 167.3071 USD |
| High | 167.3071 USD |
| Low | 167.3071 USD |
| Close (prev. day) | 168.5902 USD |
| Underlying | INTERNATIONAL BUS MACHINE CORP |
| Underlying price (date) | 170.89 (24/05/24) |
| Settlement price (date) | 174.09 (24/05/24) |
| Open Interest | 0 |

Performance and Risk

| | 6m | 1y | 3y |
|-------------|---------|---------|----|
| Perf (%) | +16.42% | +33.60% | - |
| Perf (abs.) | +23.60 | +42.08 | - |
| Beta | - | - | - |
| Volatility | 28.99 | 23.65 | - |

Futures and Options

| | |
|-----------------|---|
| Related Futures | - |
| Related Options | - |

5y












Information about previous performance does not guarantee future performance.
Source: FactSet

Price data

| | |
|---|---------------------------|
| Ø price 5 days Ø volume 5 days (pcs.) | 172.0676 USD (0) |
| Ø price 30 days Ø volume 30 days (pcs.) | 188.9486 USD (0) |
| Ø price 100 days Ø volume 100 days (pcs.) | 182.5657 USD (0) |
| Ø price 250 days Ø volume 250 days (pcs.) | 158.5552 USD (0) |
| YTD High date | 202.4784 USD (2024/03/06) |
| YTD Low date | 162.0672 USD (2024/01/05) |
| 52 Weeks High date | 202.4784 USD (2024/03/06) |
| 52 Weeks Low date | 120.4550 USD (2023/05/04) |

Recent Research

| on underlying | on sector | on market | |
|---------------|---|---------------------------|---|
| Date | | Headline | Download |
| 2024/04/26 |  | Global Equity Ratings |  |
| 2024/04/26 |  | Aktienempfehlungen Global |  |
| 2024/04/03 |  | Global Equity Ratings |  |
| 2024/04/03 |  | Aktienempfehlungen Global |  |
| 2024/03/13 |  | Global Equity Ratings |  |