

GENERAL MILLS INC. FUTURE (GISF) - EUX/C10

2024/07/26 18:35:19

Price
67.2474 USD

Difference  0.24% (0.16)

General attributes

Symbol	GISFC10
Exchange	Eurex
Currency	USD
Security type	Future
Underlying	GENERAL MILLS INC.
Maturity	05-2025
Contract size	100

Market data

Bid (Bid size)	- USD (-)
Ask (Ask size)	- USD (-)
Open	67.2474 USD
High	67.2474 USD
Low	67.2474 USD
Close (prev. day)	67.087 USD
Underlying	GENERAL MILLS INC.
Underlying price (date)	66.32 (24/07/26)
Settlement price (date)	67.25 (24/07/26)
Open Interest	0

Performance and Risk

	6m	1y	3y
Perf (%)	+2.41%	-14.45%	-
Perf (abs.)	+1.58	-11.36	-
Beta	-	-	-
Volatility	24.94	20.98	-

Futures and Options

Related Futures	-
Related Options	-












5y

Information about previous performance does not guarantee future performance.
Source: FactSet

Price data

Ø price 5 days Ø volume 5 days (pcs.)	66.2497 USD (0)
Ø price 30 days Ø volume 30 days (pcs.)	65.5325 USD (0)
Ø price 100 days Ø volume 100 days (pcs.)	68.2598 USD (0)
Ø price 250 days Ø volume 250 days (pcs.)	67.0082 USD (0)
YTD High date	73.1497 USD (2024/04/24)
YTD Low date	62.7617 USD (2024/07/09)
52 Weeks High date	77.4950 USD (2023/07/28)
52 Weeks Low date	62.3092 USD (2023/10/12)

Recent Research

on sector		on market	
Date		Headline	Download
2024/07/26		Equity Weekly	
2024/07/24		Global Equity Ratings	
2024/07/24		Aktienempfehlungen Global	
2024/07/15		Aktienempfehlungen Global	
2024/07/12		Equity Weekly	