

GILEAD SCIENCES INC. FUTURE (GILF) - EUX/C10

2024/08/14 18:36:33

Price
74.3466 USD

Difference  -0.12% (-0.09)

General attributes

Symbol	GILFC10
Exchange	Eurex
Currency	USD
Security type	Future
Underlying	GILEAD SCIENCES INC.
Maturity	05-2025
Contract size	100

Market data

Bid (Bid size)	- USD (-)
Ask (Ask size)	- USD (-)
Open	74.3466 USD
High	74.3466 USD
Low	74.3466 USD
Close (prev. day)	74.4365 USD
Underlying	GILEAD SCIENCES INC.
Underlying price (date)	74.14 (24/08/14)
Settlement price (date)	74.35 (24/08/14)
Open Interest	0

Performance and Risk

	6m	1y	3y
Perf (%)	+0.47%	-8.52%	-
Perf (abs.)	+0.35	-6.92	-
Beta	-	-	-
Volatility	25.73	25.02	-

Futures and Options

Related Futures	-
Related Options	-








Information about previous performance does not guarantee future performance.
Source: FactSet

Price data

Ø price 5 days Ø volume 5 days (pcs.)	74.3660 USD (0)
Ø price 30 days Ø volume 30 days (pcs.)	74.8341 USD (0)
Ø price 100 days Ø volume 100 days (pcs.)	71.5459 USD (0)
Ø price 250 days Ø volume 250 days (pcs.)	76.3204 USD (0)
YTD High date	88.1587 USD (2024/01/19)
YTD Low date	63.4976 USD (2024/06/18)
52 Weeks High date	88.1587 USD (2024/01/19)
52 Weeks Low date	63.4976 USD (2024/06/18)

Recent Research

on underlying	on sector	on market	
Date		Headline	Download
2024/08/12		Global Equity Ratings	
2024/08/12		Aktienempfehlungen Global	
2024/07/24		Global Equity Ratings	
2024/07/24		Aktienempfehlungen Global	
2024/07/15		Aktienempfehlungen Global	